

## FELLOW BANK PLC

ISIN: **FI4000170915**

WKN: -

## Overview

2019/03/29 17:25:00

Price

9.45 EUR

Difference  0.00% (0.00)

## General attributes

ISIN	FI4000170915
Symbol	FELLOW
Exchange	London Stock Exchange
Currency	EUR
Sector	Financial
Security type	Stock
Market cap (m)	30 EUR
Benchmark	OMX HELSINKI 25

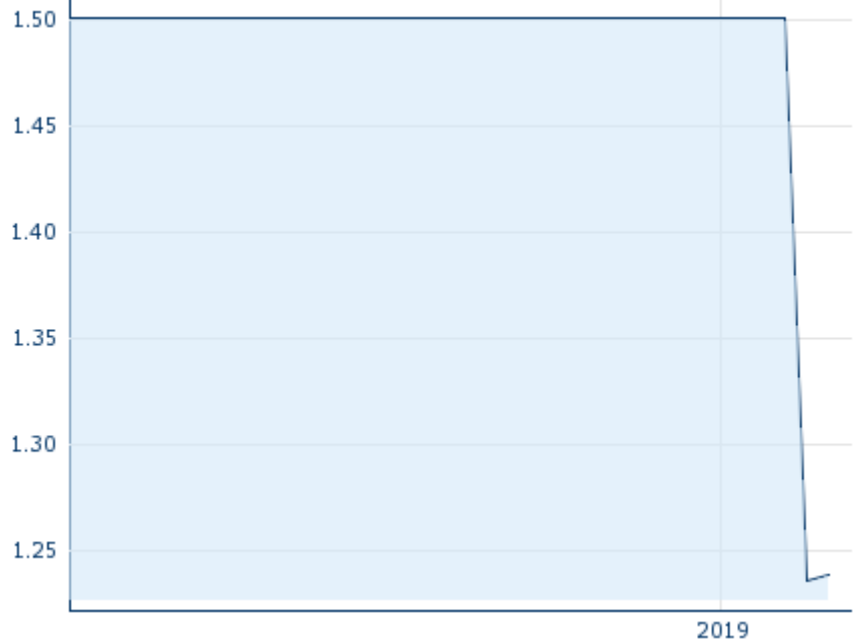
## Market data

Bid (Bid size)	-
Ask (Ask size)	-
Open	9.45 EUR
High	9.45 EUR
Low	9.45 EUR
Close (prev. day)	9.45 EUR
VWAP	7.80 EUR
Volume (pcs)	-
Trading volume	-
Number of trades	1
Last size	-

## Futures and Options

Related Futures	0
Related Options	-


5y



Information about previous performance does not guarantee future performance.

Source: FactSet

## Recent research

on sector		on market	
Date		Headline	Download
2022/09/26		Global Equity Ratings	
2022/09/26		Aktienempfehlungen Global	
2022/09/19		Aktienempfehlungen Österreich	
2022/09/05		Aktienempfehlungen Österreich	
2022/09/01		Global Equity Ratings	

## Details

2019/03/29 17:25:00

**Price**  
9.45 EUR

**Difference**  0.00% (0.00)

## General attributes

ISIN	FI4000170915
Symbol	FELLOW
Exchange	London Stock Exchange
Currency	EUR
Sector	Financial
Security type	Stock
Market cap (m)	30 EUR
Benchmark	OMX HELSINKI 25

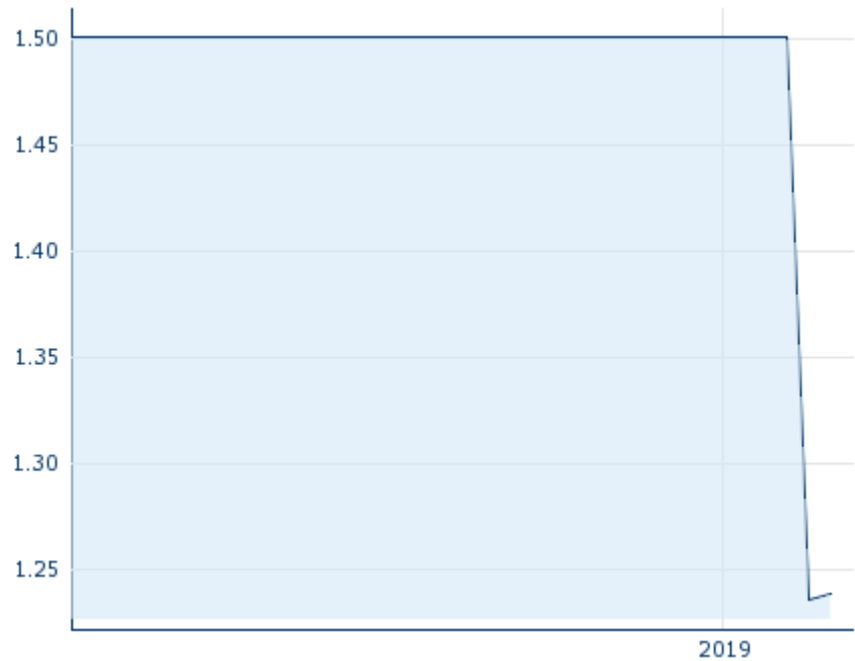
## Market data

Bid (Bid size)	-
Ask (Ask size)	-
Open	9.45 EUR
High	9.45 EUR
Low	9.45 EUR
Close (prev. day)	9.45 EUR
VWAP	7.80 EUR
Volume (pcs)	-
Trading volume	-
Number of trades	1
Last size	-

## Performance and Risk

	6m	1y	3y
Perf (%)	-	-	-
Perf (abs.)	-	-	-
Beta	0.32	0.54	0.48
Volatility	0.00	0.00	0.00

5y



Information about previous performance does not guarantee future performance.  
Source: FactSet

## Price data

Ø price 5 days   Ø volume 5 days (pcs.)	5.67 EUR (615)
Ø price 30 days   Ø volume 30 days (pcs.)	8.82 EUR (102)
Ø price 100 days   Ø volume 100 days (pcs.)	- EUR (85)
Ø price 250 days   Ø volume 250 days (pcs.)	- EUR (85)
YTD High   date	9.45 EUR (2019/03/26)
YTD Low   date	7.78 EUR (2019/07/04)
52 Weeks High   date	9.45 EUR (2019/03/26)
52 Weeks Low   date	7.78 EUR (2019/07/04)

## Arbitrage views

Exchange 	Date	Time	Price	Trading volume (mio.)	Number of trades
Nasdaq Helsinki	2022/09/27	14:55	0.3465 EUR	0.02	44
London Stock Exchange	2019/03/29	17:25	9.45 EUR	0.00	1

## Company profile

### Company Logo



### Company Profile

-

### Contact Details

FELLOW BANK

--

----

Telefon: -

Fax: -

E-mail: -