

CAMURUS AB NPV

ISIN: **SE0007692850** WKN: -

Overview

2024/04/05 14:20:22

Price

500.80 SEK

Difference  1.62% (8.00)

General attributes

ISIN SE0007692850

Symbol CAMX

Exchange London Stock Exchange

Currency SEK

Sector Chemical / Pharmaceutical / Health

Security type Stock

Market cap (m) 2,418 EUR

Benchmark OMX STOCKHOLM 30 INDEX

Market data

Bid (Bid size) - (0)

Ask (Ask size) - (0)

Open 500.80 SEK

High 500.80 SEK

Low 500.80 SEK

Close (prev. day) 492.80 SEK

VWAP 500.80 SEK

Volume (pcs) 1,000

Trading volume 500,800.00

Number of trades 1

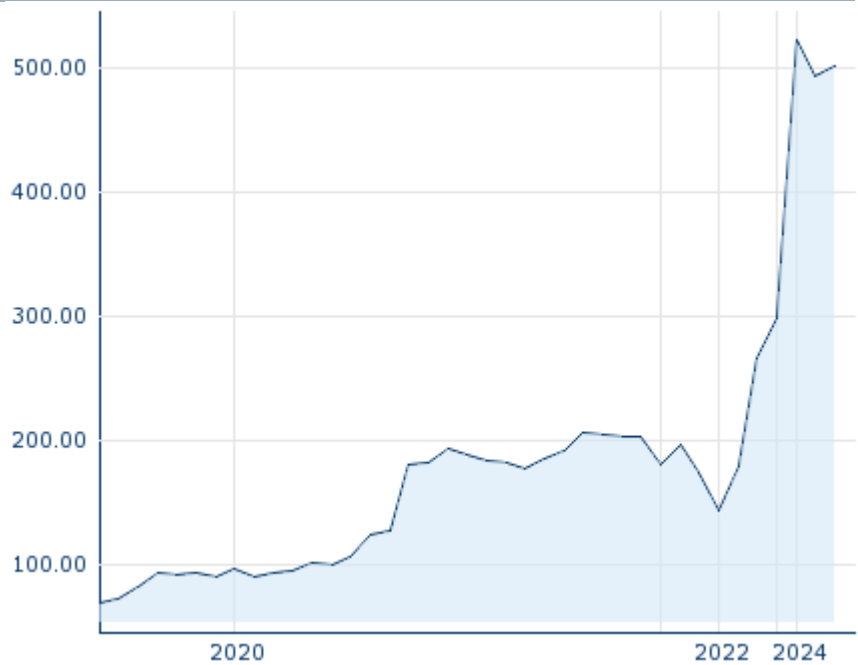
Last size 1,000

Futures and Options

Related Futures -










Related Options -

5y



Information about previous performance does not guarantee future performance.
Source: FactSet

Recent research

on sector			
Date		Headline	Download
2024/04/26		Global Equity Ratings	
2024/04/26		Aktienempfehlungen Global	
2024/04/15		Aktienempfehlungen Österreich	
2024/04/03		Global Equity Ratings	
2024/04/03		Aktienempfehlungen Global	

Details

2024/04/05 14:20:22

Price

500.80 SEK

Difference ▲ 1.62% (8.00)

General attributes

ISIN SE0007692850

Symbol CAMX

Exchange London Stock Exchange

Currency SEK

Sector Chemical / Pharmaceutical / Health

Security type Stock

Market cap (m) 2,418 EUR

Benchmark OMX STOCKHOLM 30 INDEX

Market data

Bid (Bid size) - (0)

Ask (Ask size) - (0)

Open 500.80 SEK

High 500.80 SEK

Low 500.80 SEK

Close (prev. day) 492.80 SEK

VWAP 500.80 SEK

Volume (pcs) 1,000

Trading volume 500,800.00

Number of trades 1

Last size 1,000

Performance and Risk

	6m	1y	3y
Perf (%)	-	-	-
Perf (abs.)	-	-	-
Beta	0.43	0.47	0.57
Volatility	-	-	-

5y



Information about previous performance does not guarantee future performance.
Source: FactSet

Price data

Ø price 5 days | Ø volume 5 days (pcs.) - SEK (114)

Ø price 30 days | Ø volume 30 days (pcs.) 500.80 SEK (98)

Ø price 100 days | Ø volume 100 days (pcs.) 505.32 SEK (189)

Ø price 250 days | Ø volume 250 days (pcs.) 453.72 SEK (104)

YTD High | date 522.37 SEK (2024/01/18)

YTD Low | date 492.80 SEK (2024/03/04)

52 Weeks High | date 522.37 SEK (2024/01/18)

52 Weeks Low | date 298.89 SEK (2023/07/20)

Arbitrage views

Exchange ⊕	Date	Time	Price	Trading volume (mio.)	Number of trades
Tradegate	2024/04/26	22:02	41.88 EUR	0.00	1
Stuttgart	2024/04/26	11:10	41.06 EUR	0.00	5
Nasdaq Stockholm	2024/04/26	17:29	490.00 SEK	28.53	963
London Stock Exchange	2024/04/05	14:20	500.80 SEK	0.50	1
Frankfurt	2024/04/	08:08	40.90 EUR	0.00	2

	26					
FINRA other OTC Issues	2024/02/22	19:21	46.15 USD	0.02		2
Duesseldorf	2024/04/26	19:31	41.60 EUR	0.00		7
Berlin	2024/04/26	08:11	40.90 EUR	0.00		2

Company profile

Company Logo

Contact Details

CAMURUS

--

Telefon: -

Fax: -

E-mail: -

Company Profile

-