

STELLA-JONES INC.

ISIN: CA85853F1053 WKN: 85853F105

Overview

2024/09/13 20:07:34

Price

61.00 EUR

Difference  -0.81% (-0.50)

General attributes

ISIN	CA85853F1053
Symbol	SJ
Exchange	Stuttgart
Currency	EUR
Sector	Commerce
Security type	Stock
Market cap (m)	3,486 EUR
Benchmark	S&P/TSX 60 INDEX

Market data

Bid (Bid size)	- (0)
Ask (Ask size)	- (0)
Open	61.00 EUR
High	61.00 EUR
Low	61.00 EUR
Close (prev. day)	61.50 EUR
VWAP	-
Volume (pcs)	0
Trading volume	0.00
Number of trades	8
Last size	0

Futures and Options











Related Futures	-
Related Options	-

5y



Information about previous performance does not guarantee future performance.
Source: FactSet

Recent research

on sector			
Date		Headline	Download
2024/09/11		Global Equity Ratings	
2024/09/11		Aktienempfehlungen Global	
2024/09/05		Global Equity Ratings	
2024/09/05		Aktienempfehlungen Global	
2024/08/12		Global Equity Ratings	

Details

2024/09/13 20:07:34

Price

61.00 EUR

Difference 📉 -0.81% (-0.50)

General attributes

ISIN	CA85853F1053
Symbol	SJ
Exchange	Stuttgart
Currency	EUR
Sector	Commerce
Security type	Stock
Market cap (m)	3,486 EUR
Benchmark	S&P/TSX 60 INDEX

Market data

Bid (Bid size)	- (0)
Ask (Ask size)	- (0)
Open	61.00 EUR
High	61.00 EUR
Low	61.00 EUR
Close (prev. day)	61.50 EUR
VWAP	-
Volume (pcs)	0
Trading volume	0.00
Number of trades	8
Last size	0

Performance and Risk

	6m	1y	3y
Perf (%)	+23.98%	+39.91%	+117.86%
Perf (abs.)	+11.80	+17.40	+33.00
Beta	-	-	-
Volatility	28.06	30.11	28.26

5y



Information about previous performance does not guarantee future performance.
Source: FactSet

Price data

Ø price 5 days Ø volume 5 days (pcs.)	61.50 EUR (0)
Ø price 30 days Ø volume 30 days (pcs.)	59.92 EUR (1)
Ø price 100 days Ø volume 100 days (pcs.)	58.38 EUR (1)
Ø price 250 days Ø volume 250 days (pcs.)	54.45 EUR (4)
YTD High date	64.50 EUR (2024/07/24)
YTD Low date	48.40 EUR (2024/03/05)
52 Weeks High date	64.50 EUR (2024/07/24)
52 Weeks Low date	43.20 EUR (2023/09/26)

All listings for STELLA-JONES INC.

Exchange 📍	Date	Time	Price	Trading volume (mio.)	Number of trades
Toronto Stock Exchange	2024/09/13	22:00	93.20 CAD	7.72	674
Stuttgart	2024/09/13	20:07	61.00 EUR	0.00	8
Munich	2024/09/13	08:03	61.50 EUR	0.00	1
Frankfurt	2024/09/13	08:20	60.00 EUR	0.00	2
FINRA other OTC	2024/09/13	21:50	68.63 USD	0.03	3

Issues	12						
Duesseldorf	2024/09/13	08:11	60.50	EUR	0.00		3

Company profile

Company Logo

Contact Details

STELLA JONES

--

Telefon: -

Fax: -

E-mail: -

Company Profile

-