

STELLA-JONES INC.

ISIN: CA85853F1053 WKN: 85853F105

Overview

2024/07/12 20:14:29

Price

60.50 EUR

Difference  0.00% (0.00)

General attributes

ISIN	CA85853F1053
Symbol	SJ
Exchange	Stuttgart
Currency	EUR
Sector	Commerce
Security type	Stock
Market cap (m)	3,414 EUR
Benchmark	S&P/TSX 60 INDEX

Market data

Bid (Bid size)	- (0)
Ask (Ask size)	- (0)
Open	60.50 EUR
High	60.50 EUR
Low	60.00 EUR
Close (prev. day)	60.50 EUR
VWAP	-
Volume (pcs)	0
Trading volume	0.00
Number of trades	10
Last size	0

Futures and Options











Related Futures	-
Related Options	-

5y



Information about previous performance does not guarantee future performance.
Source: FactSet

Recent research

on sector	Date	Headline	Download
	2024/07/12	 Global Equity Ratings	
	2024/07/12	 Aktienempfehlungen Global	
	2024/06/21	 Equity Weekly	
	2024/06/21	 Global Equity Ratings	
	2024/06/21	 Aktienempfehlungen Global	

Details

2024/07/12 20:14:29

Price

60.50 EUR

Difference ↔ 0.00% (0.00)

General attributes

ISIN	CA85853F1053
Symbol	SJ
Exchange	Stuttgart
Currency	EUR
Sector	Commerce
Security type	Stock
Market cap (m)	3,414 EUR
Benchmark	S&P/TSX 60 INDEX

Market data

Bid (Bid size)	- (0)
Ask (Ask size)	- (0)
Open	60.50 EUR
High	60.50 EUR
Low	60.00 EUR
Close (prev. day)	60.50 EUR
VWAP	-
Volume (pcs)	0
Trading volume	0.00
Number of trades	10
Last size	0

Performance and Risk

	6m	1y	3y
Perf (%)	+11.01%	+32.10%	+97.71%
Perf (abs.)	+6.00	+14.70	+29.90
Beta	-0.07	0.33	0.77
Volatility	31.12	29.75	28.29

5y



Information about previous performance does not guarantee future performance.
Source: FactSet

Price data

Ø price 5 days Ø volume 5 days (pcs.)	60.20 EUR (0)
Ø price 30 days Ø volume 30 days (pcs.)	58.42 EUR (1)
Ø price 100 days Ø volume 100 days (pcs.)	54.70 EUR (2)
Ø price 250 days Ø volume 250 days (pcs.)	51.57 EUR (4)
YTD High date	61.50 EUR (2024/06/28)
YTD Low date	48.40 EUR (2024/03/05)
52 Weeks High date	61.50 EUR (2024/06/28)
52 Weeks Low date	42.40 EUR (2023/08/18)

Arbitrage views

Exchange ⊕	Date	Time	Price	Trading volume (mio.)	Number of trades
Toronto Stock Exchange	2024/07/12	22:00	90.00 CAD	6.80	614
Stuttgart	2024/07/12	20:14	60.50 EUR	0.00	10
Munich	2024/07/12	17:54	61.00 EUR	0.00	3
Frankfurt	2024/07/12	11:29	59.50 EUR	0.00	2
FINRA other OTC	2024/07/12	21:12	67.09 USD	1.15	9

Issues	11						
Duesseldorf	2024/07/12	08:11	60.00	EUR	0.00		3

Company profile

Company Logo

Contact Details

STELLA JONES

--

Telefon: -

Fax: -

E-mail: -

Company Profile

-