

SCANDIC HOTELS GROUP AB

ISIN: SE0007640156 WKN: -

Overview

2024/09/13 08:51:33

Price

5.895 EUR

Difference  2.25% (0.13)

General attributes

ISIN SE0007640156

Symbol SHOT

Exchange Frankfurt

Currency EUR

Sector Media / Entertainment / Recreation

Security type Stock

Market cap (m) 1,157 EUR

Benchmark OMX STOCKHOLM 30 INDEX

Market data

Bid (Bid size) -

Ask (Ask size) -

Open 5.895 EUR

High 5.895 EUR

Low 5.895 EUR

Close (prev. day) 5.765 EUR

VWAP 5.95 EUR

Volume (pcs) 0

Trading volume 0.00

Number of trades 2

Last size 0

Futures and Options

Related Futures -

Related Options -

5y













Information about previous performance does not guarantee future performance.

Source: FactSet

Recent research

on sector

Date		Headline	Download
2024/09/11		Global Equity Ratings	
2024/09/11		Aktienempfehlungen Global	
2024/09/09		Aktienempfehlungen Österreich	
2024/09/05		Global Equity Ratings	
2024/09/05		Aktienempfehlungen Global	

Details

2024/09/13 08:51:33

Price

5.895 EUR

Difference ▲ 2.25% (0.13)

General attributes

ISIN SE0007640156

Symbol SHOT

Exchange Frankfurt

Currency EUR

Sector Media / Entertainment / Recreation

Security type Stock

Market cap (m) 1,157 EUR

Benchmark OMX STOCKHOLM 30 INDEX

Market data

Bid (Bid size) -

Ask (Ask size) -

Open 5.895 EUR

High 5.895 EUR

Low 5.895 EUR

Close (prev. day) 5.765 EUR

VWAP 5.95 EUR

Volume (pcs) 0

Trading volume 0.00

Number of trades 2

Last size 0

Performance and Risk

	6m	1y	3y
Perf (%)	+19.62%	+85.67%	+74.82%
Perf (abs.)	+0.97	+2.72	+2.52
Beta	-	-	-
Volatility	31.43	33.33	42.61

5y



Information about previous performance does not guarantee future performance.
Source: FactSet

Price data

Ø price 5 days Ø volume 5 days (pcs.)	5.785 EUR (0)
Ø price 30 days Ø volume 30 days (pcs.)	5.678 EUR (9)
Ø price 100 days Ø volume 100 days (pcs.)	5.483 EUR (123)
Ø price 250 days Ø volume 250 days (pcs.)	4.634 EUR (254)
YTD High date	6.070 EUR (2024/08/26)
YTD Low date	3.923 EUR (2024/01/22)
52 Weeks High date	6.070 EUR (2024/08/26)
52 Weeks Low date	2.860 EUR (2023/10/26)

All listings for SCANDIC HOTELS GROUP AB

Exchange ⬆️	Date	Time	Price	Trading volume (mio.)	Number of trades
Tradegate	2024/09/13	22:02	6.09 EUR	0.00	1
Stuttgart	2024/09/13	16:37	6.06 EUR	0.00	10
Nasdaq Stockholm	2024/09/13	18:00	68.80 SEK	17.67	1,407
Munich	2024/09/13	08:07	5.90 EUR	0.00	2
London Stock Exchange	2024/	17:25	68.65 SEK	0.00	2

European Trade Reporting	09/13					
Frankfurt	2024/ 09/13	08:51	5.895 EUR	0.00		2
FINRA other OTC Issues	2024/ 06/29	02:10	6.0720 USD	0.00		1
Duesseldorf	2024/ 09/13	19:32	6.02 EUR	0.00		7
Berlin	2024/ 09/13	08:07	5.905 EUR	0.00		3

Company profile

Company Logo

The Scandic logo consists of the word "Scandic" in a bold, red, sans-serif font.

Company Profile

-

Contact Details

SCANDIC HOTELS GROUP

--

Sveavagen 167 102 33 Stockholm

Telefon: +46 8 517 350 00

Fax: -

E-mail: info@scandichotels.com