

## SCANDIC HOTELS GROUP AB

ISIN: SE0007640156 WKN: -

## Overview

2024/05/03 09:06:58

Price  
4.978 EURDifference  0.61% (0.03)

## General attributes

ISIN	SE0007640156
Symbol	SHOT
Exchange	Frankfurt
Currency	EUR
Sector	Media / Entertainment / Recreation
Security type	Stock
Market cap (m)	979 EUR
Benchmark	OMX STOCKHOLM 30 INDEX

## Market data

Bid (Bid size)	-
Ask (Ask size)	-
Open	4.978 EUR
High	4.978 EUR
Low	4.978 EUR
Close (prev. day)	4.948 EUR
VWAP	5.05 EUR
Volume (pcs)	0
Trading volume	0.00
Number of trades	2
Last size	0

## Futures and Options







Related Futures	-
Related Options	-

5y



Information about previous performance does not guarantee future performance.  
Source: FactSet

## Recent research

on sector		
Date	Headline	Download
2024/04/29	 Aktienempfehlungen Österreich	
2024/04/26	 Global Equity Ratings	
2024/04/26	 Aktienempfehlungen Global	
2024/04/15	 Aktienempfehlungen Österreich	
2024/04/03	 Global Equity Ratings	

## Details

2024/05/03 09:06:58

## Price

4.978 EUR

Difference ▲ 0.61% (0.03)

## General attributes

ISIN	SE0007640156
Symbol	SHOT
Exchange	Frankfurt
Currency	EUR
Sector	Media / Entertainment / Recreation
Security type	Stock
Market cap (m)	979 EUR
Benchmark	OMX STOCKHOLM 30 INDEX

## Market data

Bid (Bid size)	-
Ask (Ask size)	-
Open	4.978 EUR
High	4.978 EUR
Low	4.978 EUR
Close (prev. day)	4.948 EUR
VWAP	5.05 EUR
Volume (pcs)	0
Trading volume	0.00
Number of trades	2
Last size	0

## Performance and Risk

	6m	1y	3y
Perf (%)	+55.47%	+59.60%	+31.87%
Perf (abs.)	+1.78	+1.86	+1.20
Beta	0.75	0.70	0.93
Volatility	35.12	34.74	42.96

5y



Information about previous performance does not guarantee future performance.  
Source: FactSet

## Price data

Ø price 5 days   Ø volume 5 days (pcs.)	4.966 EUR (0)
Ø price 30 days   Ø volume 30 days (pcs.)	5.044 EUR (100)
Ø price 100 days   Ø volume 100 days (pcs.)	4.549 EUR (238)
Ø price 250 days   Ø volume 250 days (pcs.)	3.824 EUR (366)
YTD High   date	5.350 EUR (2024/03/27)
YTD Low   date	3.923 EUR (2024/01/22)
52 Weeks High   date	5.350 EUR (2024/03/27)
52 Weeks Low   date	2.860 EUR (2023/10/26)

## Arbitrage views

Exchange <span>⊕</span>	Date	Time	Price	Trading volume (mio.)	Number of trades
Tradegate	2024/05/03	22:02	5.14 EUR	0.00	1
Stuttgart	2024/05/03	15:35	5.005 EUR	0.00	11
Nasdaq Stockholm	2024/05/03	17:29	59.65 SEK	18.48	797
Munich	2024/05/03	08:03	4.978 EUR	0.00	2
London Stock Exchange	2024/	17:25	59.225 SEK	0.00	2

European Trade Reporting	05/03					
Frankfurt	2024/ 05/03	09:06	4.978 EUR	0.00		2
Duesseldorf	2024/ 05/03	19:32	5.09 EUR	0.00		7
Berlin	2024/ 05/03	08:04	4.978 EUR	0.00		2

## Company profile

### Company Logo

The Scandic logo consists of the word "Scandic" in a bold, red, sans-serif font.

### Company Profile

-

### Contact Details

SCANDIC HOTELS GROUP

--

Sveavagen 167 102 33 Stockholm

Telefon: +46 8 517 350 00

Fax: -

E-mail: [info@scandichotels.com](mailto:info@scandichotels.com)