

## SCANDIC HOTELS GROUP AB

ISIN: SE0007640156 WKN: -

## Overview

2024/04/26 08:00:42

Price  
4.884 EURDifference  -1.49% (-0.07)

## General attributes

ISIN	SE0007640156
Symbol	SHOT
Exchange	Frankfurt
Currency	EUR
Sector	Media / Entertainment / Recreation
Security type	Stock
Market cap (m)	971 EUR
Benchmark	OMX STOCKHOLM 30 INDEX

## Market data

Bid (Bid size)	-
Ask (Ask size)	-
Open	4.884 EUR
High	4.884 EUR
Low	4.884 EUR
Close (prev. day)	4.958 EUR
VWAP	5.05 EUR
Volume (pcs)	0
Trading volume	0.00
Number of trades	2
Last size	0

## Futures and Options

Related Futures	-
Related Options	-











5y



Information about previous performance does not guarantee future performance.  
Source: FactSet

## Recent research

on sector

Date		Headline	Download
2024/04/26		Global Equity Ratings	
2024/04/26		Aktienempfehlungen Global	
2024/04/15		Aktienempfehlungen Österreich	
2024/04/03		Global Equity Ratings	
2024/04/03		Aktienempfehlungen Global	

## Details

2024/04/26 08:00:42

## Price

4.884 EUR

Difference ▼ -1.49% (-0.07)

## General attributes

ISIN	SE0007640156
Symbol	SHOT
Exchange	Frankfurt
Currency	EUR
Sector	Media / Entertainment / Recreation
Security type	Stock
Market cap (m)	971 EUR
Benchmark	OMX STOCKHOLM 30 INDEX

## Market data

Bid (Bid size)	-
Ask (Ask size)	-
Open	4.884 EUR
High	4.884 EUR
Low	4.884 EUR
Close (prev. day)	4.958 EUR
VWAP	5.05 EUR
Volume (pcs)	0
Trading volume	0.00
Number of trades	2
Last size	0

## Performance and Risk

	6m	1y	3y
Perf (%)	+61.19%	+55.59%	+31.68%
Perf (abs.)	+1.85	+1.75	+1.18
Beta	0.76	0.73	0.92
Volatility	34.94	34.66	43.02

5y



Information about previous performance does not guarantee future performance.  
Source: FactSet

## Price data

Ø price 5 days   Ø volume 5 days (pcs.)	4.894 EUR (0)
Ø price 30 days   Ø volume 30 days (pcs.)	5.053 EUR (267)
Ø price 100 days   Ø volume 100 days (pcs.)	4.504 EUR (238)
Ø price 250 days   Ø volume 250 days (pcs.)	3.792 EUR (366)
YTD High   date	5.350 EUR (2024/03/27)
YTD Low   date	3.923 EUR (2024/01/22)
52 Weeks High   date	5.350 EUR (2024/03/27)
52 Weeks Low   date	2.860 EUR (2023/10/26)

## Arbitrage views

Exchange <input type="checkbox"/>	Date	Time	Price	Trading volume (mio.)	Number of trades
Tradegate	2024/04/26	22:02	5.065 EUR	0.00	1
Stuttgart	2024/04/26	11:10	4.942 EUR	0.00	5
Nasdaq Stockholm	2024/04/26	17:29	59.25 SEK	26.47	1,122
Munich	2024/04/26	08:11	4.978 EUR	0.00	2
London Stock Exchange	2024/	17:25	59.025 SEK	0.00	2

European Trade Reporting	04/26					
Frankfurt	2024/ 04/26	08:00	4.884 EUR	0.00		2
Duesseldorf	2024/ 04/26	19:32	5.02 EUR	0.00		7
Berlin	2024/ 04/26	08:12	4.978 EUR	0.00		2

## Company profile

### Company Logo

The Scandic logo consists of the word "Scandic" in a bold, red, sans-serif font.

### Company Profile

-

### Contact Details

SCANDIC HOTELS GROUP

--

Sveavagen 167 102 33 Stockholm

Telefon: +46 8 517 350 00

Fax: -

E-mail: [info@scandichotels.com](mailto:info@scandichotels.com)