

SCREEN HOLDINGS CORP LTD.

ISIN: JP3494600004 WKN: 7735

Overview

2024/06/21 22:26:33

Price

85.60 EUR

Difference  -0.86% (-0.74)

General attributes

ISIN	JP3494600004
Symbol	7735
Exchange	Tradegate
Currency	EUR
Sector	Technology
Security type	Stock
Market cap (m)	8,745 EUR
Benchmark	NIKKEI 225

Market data

Bid (Bid size)	84.94 EUR (59)
Ask (Ask size)	86.24 EUR (58)
Open	86.18 EUR
High	86.30 EUR
Low	85.32 EUR
Close (prev. day)	86.34 EUR
VWAP	86.04235 EUR
Volume (pcs)	170
Trading volume	14,627.20
Number of trades	3
Last size	-

Futures and Options









Related Futures	-
Related Options	-

5y



Information about previous performance does not guarantee future performance.
Source: FactSet

Recent research

on sector	on market		
Date		Headline	Download
2024/06/21		Equity Weekly	
2024/06/21		Global Equity Ratings	
2024/06/21		Aktienempfehlungen Global	
2024/06/14		Global Equity Ratings	
2024/06/14		Aktienempfehlungen Global	

Details

2024/06/21 22:26:33

Price

85.60 EUR

Difference  -0.86% (-0.74)

General attributes

ISIN	JP3494600004
Symbol	7735
Exchange	Tradegate
Currency	EUR
Sector	Technology
Security type	Stock
Market cap (m)	8,745 EUR
Benchmark	NIKKEI 225

Market data

Bid (Bid size)	84.94 EUR (59)
Ask (Ask size)	86.24 EUR (58)
Open	86.18 EUR
High	86.30 EUR
Low	85.32 EUR
Close (prev. day)	86.34 EUR
VWAP	86.04235 EUR
Volume (pcs)	170
Trading volume	14,627.20
Number of trades	3
Last size	-

Performance and Risk

	6m	1y	3y
Perf (%)	+13.01%	+62.51%	+109.37%
Perf (abs.)	+9.82	+32.82	+44.57
Beta	1.52	1.49	1.36
Volatility	54.59	46.53	40.85

5y



Information about previous performance does not guarantee future performance.
Source: FactSet

Price data

Ø price 5 days Ø volume 5 days (pcs.)	86.90 EUR (110)
Ø price 30 days Ø volume 30 days (pcs.)	89.37 EUR (280)
Ø price 100 days Ø volume 100 days (pcs.)	103.83 EUR (495)
Ø price 250 days Ø volume 250 days (pcs.)	75.75 EUR (272)
YTD High date	129.00 EUR (2024/02/23)
YTD Low date	74.00 EUR (2024/01/04)
52 Weeks High date	129.00 EUR (2024/02/23)
52 Weeks Low date	44.00 EUR (2023/08/25)

All listings for SCREEN HOLDINGS CORP LTD.

Exchange 	Date	Time	Price	Trading volume (mio.)	Number of trades
Tradegate	2024/06/21	22:26	85.60 EUR	0.01	3
Tokyo Stock Exchange	2024/06/21	08:00	14,645.00 JPY	199.09	3,727
Stuttgart	2024/06/21	08:01	84.86 EUR	0.00	3
Hanover	2024/06/21	08:01	84.86 EUR	0.00	3
Frankfurt	2024/06/21	08:03	83.98 EUR	0.00	2

	21					
FINRA other OTC Issues	2024/06/13	20:19	94.815 USD	0.10		4
Duesseldorf	2024/06/21	19:31	84.84 EUR	0.00		7
Berlin	2024/06/21	08:09	83.96 EUR	0.00		3

Company profile

Company Logo

The logo for SCREEN, consisting of the word "SCREEN" in a bold, blue, sans-serif font.

Company Profile

-

Contact Details

SCREEN HOLDINGS CO. LTD

--

4-1-1 Tenjin Kita-machi Teranouchi-agaru
Horikawa-douri - 602-8585 Kyoto-shi, KYT

Telefon: +81 7 5414 7155

Fax: +81 7 5451 9603

E-mail: -