

DOMETIC GROUP AB

ISIN: SE0007691613 WKN: -

Overview

2024/05/03 09:00:04

Price
78.30 SEKDifference  -1.60% (-1.27)

General attributes

ISIN SE0007691613

Symbol DOM

Exchange London Stock Exchange
European Trade Reporting

Currency SEK

Sector Media / Entertainment /
Recreation

Security type Stock

Market cap (m) 2,137 EUR

Benchmark OMX STOCKHOLM 30 INDEX

Market data

Bid (Bid size) 76.35 SEK (3,000)

Ask (Ask size) 80.25 SEK (3,000)

Open 78.30 SEK

High 78.30 SEK

Low 78.30 SEK

Close (prev. day) 79.575 SEK

VWAP 79.50 SEK

Volume (pcs) -

Trading volume -

Number of trades 1

Last size -

Futures and Options

Related Futures 30

Related Options -




5y



Information about previous performance does not guarantee future performance.
Source: FactSet

Recent research

on sector

Date	Headline	Download
2024/04/29	 Aktienempfehlungen Österreich	
2024/04/26	 Global Equity Ratings	
2024/04/26	 Aktienempfehlungen Global	
2024/04/15	 Aktienempfehlungen Österreich	
2024/04/03	 Global Equity Ratings	

Details

2024/05/03 09:00:04

Price

78.30 SEK

Difference  -1.60% (-1.27)

General attributes

ISIN SE0007691613

Symbol DOM

Exchange London Stock Exchange
European Trade Reporting

Currency SEK

Sector Media / Entertainment /
Recreation

Security type Stock

Market cap (m) 2,137 EUR

Benchmark OMX STOCKHOLM 30 INDEX

Market data

Bid (Bid size) 76.35 SEK (3,000)

Ask (Ask size) 80.25 SEK (3,000)

Open 78.30 SEK

High 78.30 SEK

Low 78.30 SEK

Close (prev. day) 79.575 SEK

VWAP 79.50 SEK

Volume (pcs) -

Trading volume -

Number of trades 1

Last size -

Performance and Risk

	6m	1y	3y
Perf (%)	+12.43%	+13.47%	-40.68%
Perf (abs.)	+8.80	+9.45	-54.58
Beta	1.54	1.46	1.47
Volatility	28.70	33.94	40.67



Information about previous performance does not guarantee future performance.
Source: FactSet

Price data

Ø price 5 days Ø volume 5 days (pcs.)	78.56 SEK (560)
Ø price 30 days Ø volume 30 days (pcs.)	82.93 SEK (93)
Ø price 100 days Ø volume 100 days (pcs.)	83.02 SEK (28)
Ø price 250 days Ø volume 250 days (pcs.)	76.08 SEK (116)
YTD High date	91.03 SEK (2024/04/10)
YTD Low date	75.56 SEK (2024/03/11)
52 Weeks High date	91.03 SEK (2024/04/10)
52 Weeks Low date	59.58 SEK (2023/10/25)

Arbitrage views

Exchange 	Date	Time	Price	Trading volume (mio.)	Number of trades
Tradegate	2024/05/02	22:26	6.725 EUR	0.00	3
Stuttgart	2024/05/03	09:09	6.69 EUR	0.00	2
Nasdaq Stockholm	2024/05/03	09:08	78.55 SEK	0.16	30
Munich	2024/05/03	08:03	6.725 EUR	0.00	1
London Stock Exchange	2024/05/03	09:00	78.30 SEK	0.00	1

European Trade Reporting	05/03					
Frankfurt	2024/ 05/03	09:06	6.675	EUR	0.00	1
FINRA other OTC Issues	2024/ 05/02	21:03	6.891	USD	0.00	1
Duesseldorf	2024/ 05/03	08:11	6.675	EUR	0.00	1
Berlin	2024/ 05/03	09:06	6.73	EUR	0.00	2

Company profile

Company Logo



Company Profile

-

Contact Details

DOMETIC GROUP

--

Telefon: -

Fax: -

E-mail: -