

## SIMS LTD.

ISIN: AU000000SGM7

WKN: SGM

## Overview

2024/07/19 16:40:02

Price  
6.35 EURDifference  -1.55% (-0.10)

## General attributes

ISIN	AU000000SGM7
Symbol	SGM
Exchange	Berlin
Currency	EUR
Sector	Industry
Security type	Stock
Market cap (m)	1,233 EUR
Benchmark	ASX ALL ORDINARIES INDEX

## Market data

Bid (Bid size)	6.20 EUR (4,500)
Ask (Ask size)	6.55 EUR (4,250)
Open	6.35 EUR
High	6.35 EUR
Low	6.35 EUR
Close (prev. day)	6.45 EUR
VWAP	-
Volume (pcs)	0
Trading volume	0.00
Number of trades	6
Last size	0

## Futures and Options




Related Futures	-
Related Options	673

5y



Information about previous performance does not guarantee future performance.  
Source: FactSet

## Recent research

on sector			
Date		Headline	Download
2024/07/15		Aktienempfehlungen Global	
2024/07/12		Global Equity Ratings	
2024/07/09		Aktienempfehlungen Österreich	
2024/06/24		Aktienempfehlungen Österreich	
2024/06/21		Global Equity Ratings	

## Details

2024/07/19 16:40:02

## Price

6.35 EUR

Difference ▼ -1.55% (-0.10)

## General attributes

ISIN	AU000000SGM7
Symbol	SGM
Exchange	Berlin
Currency	EUR
Sector	Industry
Security type	Stock
Market cap (m)	1,233 EUR
Benchmark	ASX ALL ORDINARIES INDEX

## Market data

Bid (Bid size)	6.20 EUR (4,500)
Ask (Ask size)	6.55 EUR (4,250)
Open	6.35 EUR
High	6.35 EUR
Low	6.35 EUR
Close (prev. day)	6.45 EUR
VWAP	-
Volume (pcs)	0
Trading volume	0.00
Number of trades	6
Last size	0

## Performance and Risk

	6m	1y	3y
Perf (%)	-21.51%	-31.32%	-35.03%
Perf (abs.)	-1.77	-2.94	-3.48
Beta	1.20	1.13	1.31
Volatility	30.61	32.17	37.46

5y



Information about previous performance does not guarantee future performance.  
Source: FactSet

## Price data

Ø price 5 days   Ø volume 5 days (pcs.)	6.50 EUR (0)
Ø price 30 days   Ø volume 30 days (pcs.)	6.43 EUR (0)
Ø price 100 days   Ø volume 100 days (pcs.)	6.88 EUR (0)
Ø price 250 days   Ø volume 250 days (pcs.)	7.83 EUR (0)
YTD High   date	9.54 EUR (2024/01/02)
YTD Low   date	6.20 EUR (2024/06/24)
52 Weeks High   date	9.61 EUR (2023/12/20)
52 Weeks Low   date	6.20 EUR (2024/06/24)

## All listings for SIMS LTD.

Exchange <input type="checkbox"/>	Date	Time	Price	Trading volume (mio.)	Number of trades
Tradegate	2024/07/18	22:02	6.45 EUR	0.00	1
Stuttgart	2024/07/19	09:32	6.30 EUR	0.00	2
Munich	2024/07/19	08:01	6.40 EUR	0.00	1
Hamburg	2024/07/19	08:02	6.30 EUR	0.00	1
Frankfurt	2024/07/19	15:29	6.30 EUR	0.00	4

	19					
FINRA other OTC Issues	2024/06/12	21:26	6.75 USD	0.01		2
Duesseldorf	2024/07/19	16:30	6.30 EUR	0.00		4
Berlin	2024/07/19	16:40	6.35 EUR	0.00		6
Australian Securities Exchange	2024/07/19	08:10	10.38 AUD	3.75		2,513

## Company profile

### Company Logo



### Company Profile

-

### Contact Details

SIMS LTD.

--

O'Riordan Street, Level 9 189 2060 Mascot

Telefon: +61 2 9305 1602

Fax: -

E-mail: -