

XIOR STUDENT HOUSING N.V.

ISIN: **BE0974288202** WKN: -

Overview

2022/08/18 17:35:26

Price
43.05 EURDifference  -0.12% (-0.05)

General attributes

ISIN	BE0974288202
Symbol	XIOR
Exchange	Euronext Brussels
Currency	EUR
Sector	Construction
Security type	Stock
Market cap (m)	1,206 EUR
Benchmark	BEL 20 INDEX

Market data

Bid (Bid size)	42.70 EUR (217)
Ask (Ask size)	43.25 EUR (125)
Open	43.60 EUR
High	43.60 EUR
Low	42.65 EUR
Close (prev. day)	43.10 EUR
VWAP	42.99123 EUR
Volume (pcs)	20,519
Trading volume	882,137.00
Number of trades	310
Last size	29

Futures and Options











Related Futures	-
Related Options	-

5y



Information about previous performance does not guarantee future performance.
Source: FactSet

Recent research

on sector		on market	
Date		Headline	Download
2022/08/18		Global Equity Ratings	
2022/08/18		Aktienempfehlungen Global	
2022/08/12		Equity Weekly	
2022/08/08		Global Equity Ratings	
2022/08/08		Aktienempfehlungen Global	

Details

2022/08/18 17:35:26

Price

43.05 EUR

 Difference ▼ -0.12% (-0.05)

General attributes

ISIN	BE0974288202
Symbol	XIOR
Exchange	Euronext Brussels
Currency	EUR
Sector	Construction
Security type	Stock
Market cap (m)	1,206 EUR
Benchmark	BEL 20 INDEX

Market data

Bid (Bid size)	42.70 EUR (217)
Ask (Ask size)	43.25 EUR (125)
Open	43.60 EUR
High	43.60 EUR
Low	42.65 EUR
Close (prev. day)	43.10 EUR
VWAP	42.99123 EUR
Volume (pcs)	20,519
Trading volume	882,137.00
Number of trades	310
Last size	29

Performance and Risk

	6m	1y	3y
Perf (%)	-11.24%	-21.01%	-0.54%
Perf (abs.)	-5.45	-11.45	-0.24
Beta	0.59	0.58	0.51
Volatility	26.58	25.18	29.30

5y



Information about previous performance does not guarantee future performance.
Source: FactSet

Price data

Ø price 5 days Ø volume 5 days (pcs.)	44.12 EUR (19,438)
Ø price 30 days Ø volume 30 days (pcs.)	42.75 EUR (28,621)
Ø price 100 days Ø volume 100 days (pcs.)	46.08 EUR (28,337)
Ø price 250 days Ø volume 250 days (pcs.)	48.21 EUR (24,871)
YTD High date	52.90 EUR (2022/04/27)
YTD Low date	40.30 EUR (2022/06/16)
52 Weeks High date	54.50 EUR (2021/08/19)
52 Weeks Low date	40.30 EUR (2022/06/16)

Arbitrage views

Exchange	Date	Time	Price	Trading volume (mio.)	Number of trades
Stuttgart	2022/08/18	10:31	42.55 EUR	0.00	5
Munich	2022/08/18	08:08	43.70 EUR	0.00	1
London Stock Exchange European Trade Reporting	2022/08/18	17:30	42.65 EUR	0.00	2
Frankfurt	2022/08/18	08:01	42.50 EUR	0.00	1

FINRA other OTC Issues	2020/ 04/24	17:45	43.5591 USD	0.01	1
Euronext Brussels	2022/ 08/18	17:35	43.05 EUR	0.88	310
Duesseldorf	2022/ 08/18	21:00	42.50 EUR	0.00	10

Company profile

Company Logo



Contact Details

XIOR STUDENT HOUSING NV

--

Mechelsesteenweg 34 - 2018 Antwerp

Telefon: 32-3-257-04-89

Fax: -

E-mail: info@xior.be

Company Profile

-

Board of directors

Leen van den Neste	Chairman of Supervisory Board
Wouter de Maeseneire	Member of Supervisory Board
Frederik Snauwaert	Member of Supervisory Board
Hugo Gonçalves PEreira	Member of Supervisory Board
Joost Uwents	Member of Supervisory Board
Marieke Bax	Member of Supervisory Board
Wilfried Neven	Member of Supervisory Board