

## ATTENDO AB NPV

ISIN: SE0007666110 WKN: -

## Overview

2024/04/26 08:08:11

Price  
3.51 EURDifference  -3.70% (-0.14)

## General attributes

ISIN	SE0007666110
Symbol	ATT
Exchange	Frankfurt
Currency	EUR
Sector	Chemical / Pharmaceutical / Health
Security type	Stock
Market cap (m)	585 EUR
Benchmark	OMX STOCKHOLM 30 INDEX

## Market data

Bid (Bid size)	3.565 EUR (309)
Ask (Ask size)	3.705 EUR (298)
Open	3.51 EUR
High	3.51 EUR
Low	3.51 EUR
Close (prev. day)	3.645 EUR
VWAP	3.615 EUR
Volume (pcs)	0
Trading volume	0.00
Number of trades	1
Last size	0

## Futures and Options





Related Futures	-
Related Options	0

5y



Information about previous performance does not guarantee future performance.  
Source: FactSet

## Recent research

on sector			
Date		Headline	Download
2024/04/26		Global Equity Ratings	
2024/04/26		Aktienempfehlungen Global	
2024/04/15		Aktienempfehlungen Österreich	
2024/04/03		Global Equity Ratings	
2024/04/03		Aktienempfehlungen Global	

## Details

2024/04/26 08:08:11

### Price

3.51 EUR

 Difference ▼ -3.70% (-0.14)

### General attributes

ISIN	SE0007666110
Symbol	ATT
Exchange	Frankfurt
Currency	EUR
Sector	Chemical / Pharmaceutical / Health
Security type	Stock
Market cap (m)	585 EUR
Benchmark	OMX STOCKHOLM 30 INDEX

### Market data

Bid (Bid size)	3.565 EUR (309)
Ask (Ask size)	3.705 EUR (298)
Open	3.51 EUR
High	3.51 EUR
Low	3.51 EUR
Close (prev. day)	3.645 EUR
VWAP	3.615 EUR
Volume (pcs)	0
Trading volume	0.00
Number of trades	1
Last size	0

### Performance and Risk

	6m	1y	3y
Perf (%)	+37.55%	+18.73%	-26.42%
Perf (abs.)	+1.00	+0.58	-1.31
Beta	0.42	0.49	0.63
Volatility	34.24	34.39	37.62

5y



Information about previous performance does not guarantee future performance.  
Source: FactSet

### Price data

Ø price 5 days   Ø volume 5 days (pcs.)	3.90 EUR (0)
Ø price 30 days   Ø volume 30 days (pcs.)	3.62 EUR (0)
Ø price 100 days   Ø volume 100 days (pcs.)	3.38 EUR (8)
Ø price 250 days   Ø volume 250 days (pcs.)	2.99 EUR (15)
YTD High   date	4.01 EUR (2024/04/22)
YTD Low   date	3.09 EUR (2024/01/04)
52 Weeks High   date	4.01 EUR (2024/04/22)
52 Weeks Low   date	2.34 EUR (2023/09/28)

### Arbitrage views

Exchange	Date	Time	Price	Trading volume (mio.)	Number of trades
Nasdaq Stockholm	2024/04/26	17:29	42.30 SEK	21.89	1,176
London Stock Exchange European Trade Reporting	2024/04/26	17:25	42.10 SEK	0.00	2
Frankfurt	2024/04/26	08:08	3.51 EUR	0.00	1
Duesseldorf	2024/04/26	16:32	3.54 EUR	0.00	4
Berlin	2024/04/26	08:12	3.51 EUR	0.00	1



## Company profile

### Company Logo

#### Contact Details

ATTENDO

--

----

Telefon: -

Fax: -

E-mail: -

### Company Profile

-