

## DOMETIC GROUP AB

ISIN: SE0007691613 WKN: -

## Overview

2024/09/16 18:00:00

Price

63.45 SEK

Difference  -0.78% (-0.50)

## General attributes

ISIN SE0007691613

Symbol DOM

Exchange Nasdaq Stockholm

Currency SEK

Sector Media / Entertainment / Recreation

Security type Stock

Market cap (m) 1,790 EUR

Benchmark OMX STOCKHOLM 30 INDEX

## Market data

Bid (Bid size) 63.40 SEK (2,580)

Ask (Ask size) 63.50 SEK (2,570)

Open 64.00 SEK

High 64.00 SEK

Low 63.05 SEK

Close (prev. day) 63.95 SEK

VWAP 63.5228 SEK

Volume (pcs) 274,987

Trading volume 17,469,785.85

Number of trades 1,093

Last size -

## Futures and Options

Related Futures 35

Related Options -

5y







Information about previous performance does not guarantee future performance.

Source: FactSet

## Recent research

on sector

Date		Headline	Download
2024/09/11		Global Equity Ratings	
2024/09/11		Aktienempfehlungen Global	
2024/09/09		Aktienempfehlungen Österreich	
2024/09/05		Global Equity Ratings	
2024/09/05		Aktienempfehlungen Global	

## Details

2024/09/16 18:00:00

## Price

63.45 SEK

Difference ▼ -0.78% (-0.50)

## General attributes

ISIN	SE0007691613
Symbol	DOM
Exchange	Nasdaq Stockholm
Currency	SEK
Sector	Media / Entertainment / Recreation
Security type	Stock
Market cap (m)	1,790 EUR
Benchmark	OMX STOCKHOLM 30 INDEX

## Market data

Bid (Bid size)	63.40 SEK (2,580)
Ask (Ask size)	63.50 SEK (2,570)
Open	64.00 SEK
High	64.00 SEK
Low	63.05 SEK
Close (prev. day)	63.95 SEK
VWAP	63.5228 SEK
Volume (pcs)	274,987
Trading volume	17,469,785.85
Number of trades	1,093
Last size	-

## Performance and Risk

	6m	1y	3y
Perf (%)	-17.94%	-5.55%	-52.65%
Perf (abs.)	-13.87	-3.73	-70.55
Beta	-	-	-
Volatility	30.51	30.83	40.56



Information about previous performance does not guarantee future performance.  
Source: FactSet

## Price data

Ø price 5 days   Ø volume 5 days (pcs.)	63.24 SEK (431,194)
Ø price 30 days   Ø volume 30 days (pcs.)	67.55 SEK (398,741)
Ø price 100 days   Ø volume 100 days (pcs.)	71.83 SEK (487,917)
Ø price 250 days   Ø volume 250 days (pcs.)	76.04 SEK (494,239)
YTD High   date	92.00 SEK (2024/04/10)
YTD Low   date	62.05 SEK (2024/09/11)
52 Weeks High   date	92.00 SEK (2024/04/10)
52 Weeks Low   date	58.58 SEK (2023/10/25)

## Arbitrage views

Exchange	Date	Time	Price	Trading volume (mio.)	Number of trades
Tradegate	2024/09/16	22:02	5.675 EUR	0.00	4
Stuttgart	2024/09/16	21:30	5.56 EUR	0.00	11
Nasdaq Stockholm	2024/09/16	18:00	63.45 SEK	17.47	1,093
Munich	2024/09/16	08:16	5.62 EUR	0.00	1
London Stock Exchange	2024/	17:25	63.475 SEK	0.00	2

European Trade Reporting	09/16					
Frankfurt	2024/ 09/16	08:08	5.635 EUR	0.00		1
FINRA other OTC Issues	2024/ 06/12	15:30	6.90 USD	0.00		2
Duesseldorf	2024/ 09/16	19:32	5.60 EUR	0.00		5
Berlin	2024/ 09/16	21:43	5.665 EUR	0.00		17

## Company profile

### Company Logo



### Company Profile

-

### Contact Details

DOMETIC GROUP

--

----

Telefon: -

Fax: -

E-mail: -