

DOMETIC GROUP AB

ISIN: SE0007691613 WKN: -

Overview

2024/06/26 13:59:45

Price

68.00 SEK

Difference  -0.15% (-0.10)

General attributes

ISIN SE0007691613

Symbol DOM

Exchange Nasdaq Stockholm

Currency SEK

Sector Media / Entertainment / Recreation

Security type Stock

Market cap (m) 1,933 EUR

Benchmark OMX STOCKHOLM 30 INDEX

Market data

Bid (Bid size) 67.90 SEK (363)

Ask (Ask size) 68.00 SEK (386)

Open 70.00 SEK

High 70.90 SEK

Low 67.75 SEK

Close (prev. day) 68.10 SEK

VWAP 68.757854 SEK

Volume (pcs) 120,910

Trading volume 8,313,420.70

Number of trades 681

Last size 1

Futures and Options

Related Futures 30

Related Options -

5y








Information about previous performance does not guarantee future performance.

Source: FactSet

Recent research

on sector

Date	Headline	Download
2024/06/24	 Aktienempfehlungen Österreich	
2024/06/21	 Global Equity Ratings	
2024/06/21	 Aktienempfehlungen Global	
2024/06/14	 Equity Weekly	
2024/06/14	 Global Equity Ratings	

Details

2024/06/26 13:59:45

Price

68.00 SEK

Difference ▼ -0.15% (-0.10)

General attributes

ISIN	SE0007691613
Symbol	DOM
Exchange	Nasdaq Stockholm
Currency	SEK
Sector	Media / Entertainment / Recreation
Security type	Stock
Market cap (m)	1,933 EUR
Benchmark	OMX STOCKHOLM 30 INDEX

Market data

Bid (Bid size)	67.90 SEK (363)
Ask (Ask size)	68.00 SEK (386)
Open	70.00 SEK
High	70.90 SEK
Low	67.75 SEK
Close (prev. day)	68.10 SEK
VWAP	68.757854 SEK
Volume (pcs)	120,910
Trading volume	8,313,420.70
Number of trades	681
Last size	1

Performance and Risk

	6m	1y	3y
Perf (%)	-23.28%	-2.35%	-53.74%
Perf (abs.)	-20.66	-1.64	-79.10
Beta	1.15	1.34	1.45
Volatility	29.80	32.77	40.53



Information about previous performance does not guarantee future performance.
Source: FactSet

Price data

Ø price 5 days Ø volume 5 days (pcs.)	69.26 SEK (464,729)
Ø price 30 days Ø volume 30 days (pcs.)	74.51 SEK (548,902)
Ø price 100 days Ø volume 100 days (pcs.)	79.43 SEK (506,497)
Ø price 250 days Ø volume 250 days (pcs.)	77.15 SEK (487,792)
YTD High date	92.00 SEK (2024/04/10)
YTD Low date	67.90 SEK (2024/06/25)
52 Weeks High date	92.00 SEK (2024/04/10)
52 Weeks Low date	58.58 SEK (2023/10/25)

Arbitrage views

Exchange ⊕	Date	Time	Price	Trading volume (mio.)	Number of trades
Tradegate	2024/06/26	09:59	6.135 EUR	0.00	1
Stuttgart	2024/06/26	10:30	6.07 EUR	0.00	3
Nasdaq Stockholm	2024/06/26	13:59	68.00 SEK	8.31	681
Munich	2024/06/26	08:05	6.125 EUR	0.00	1
London Stock Exchange	2024/	09:00	70.05 SEK	0.00	1

European Trade Reporting	06/26					
Frankfurt	2024/ 06/26	08:31	5.985	EUR	0.00	1
FINRA other OTC Issues	2024/ 06/12	15:30	6.90	USD	0.00	1
Duesseldorf	2024/ 06/26	12:32	5.995	EUR	0.00	3
Berlin	2024/ 06/26	13:25	6.02	EUR	0.00	8

Company profile

Company Logo



Company Profile

-

Contact Details

DOMETIC GROUP

--

Telefon: -

Fax: -

E-mail: -