

DOMETIC GROUP AB

ISIN: SE0007691613

WKN: -

Overview

2022/08/19 13:55:00

Price

66.88 SEK

Difference  -0.98% (-0.66)

General attributes

ISIN SE0007691613

Symbol DOM

Exchange Nasdaq Stockholm

Currency SEK

Sector Media / Entertainment / Recreation

Security type Stock

Market cap (m) 2,040 EUR

Benchmark OMX STOCKHOLM 30 INDEX

Market data

Bid (Bid size) 66.78 SEK (1,250)

Ask (Ask size) 66.88 SEK (1,250)

Open 67.02 SEK

High 67.40 SEK

Low 66.12 SEK

Close (prev. day) 67.54 SEK

VWAP 66.798859 SEK

Volume (pcs) 117,393

Trading volume 7,841,305.93

Number of trades 534

Last size 197

Futures and Options

Related Futures 35

Related Options -








5y

Information about previous performance does not guarantee future performance.

Source: FactSet

Recent research

on sector			
Date		Headline	Download
2022/08/18		Global Equity Ratings	
2022/08/18		Aktienempfehlungen Global	
2022/08/12		Equity Weekly	
2022/08/08		Global Equity Ratings	
2022/08/08		Aktienempfehlungen Global	

Details

2022/08/19 13:55:00

Price

66.88 SEK

Difference ▼ -0.98% (-0.66)

General attributes

ISIN	SE0007691613
Symbol	DOM
Exchange	Nasdaq Stockholm
Currency	SEK
Sector	Media / Entertainment / Recreation
Security type	Stock
Market cap (m)	2,040 EUR
Benchmark	OMX STOCKHOLM 30 INDEX

Market data

Bid (Bid size)	66.78 SEK (1,250)
Ask (Ask size)	66.88 SEK (1,250)
Open	67.02 SEK
High	67.40 SEK
Low	66.12 SEK
Close (prev. day)	67.54 SEK
VWAP	66.798859 SEK
Volume (pcs)	117,393
Trading volume	7,841,305.93
Number of trades	534
Last size	197

Performance and Risk

	6m	1y	3y
Perf (%)	-27.95%	-54.26%	-19.08%
Perf (abs.)	-26.20	-80.11	-15.92
Beta	1.13	1.12	1.12
Volatility	51.88	43.00	42.88



Information about previous performance does not guarantee future performance.
Source: FactSet

Price data

Ø price 5 days Ø volume 5 days (pcs.)	68.34 SEK (583,198)
Ø price 30 days Ø volume 30 days (pcs.)	67.12 SEK (722,911)
Ø price 100 days Ø volume 100 days (pcs.)	71.70 SEK (1,092,760)
Ø price 250 days Ø volume 250 days (pcs.)	99.46 SEK (1,034,573)
YTD High date	123.20 SEK (2022/01/04)
YTD Low date	57.60 SEK (2022/07/15)
52 Weeks High date	145.95 SEK (2021/11/17)
52 Weeks Low date	57.60 SEK (2022/07/15)

Arbitrage views

Exchange	Date	Time	Price	Trading volume (mio.)	Number of trades
Tradegate	2022/08/18	22:27	6.382 EUR	0.00	1
Stuttgart	2022/08/19	12:25	6.30 EUR	0.00	5
Nasdaq Stockholm	2022/08/19	13:55	66.88 SEK	7.84	534
Munich	2022/08/19	08:05	6.318 EUR	0.00	1
London Stock Exchange	2022/08/19	09:00	66.66 SEK	0.00	1

European Trade Reporting	08/19					
Frankfurt	2022/ 08/19	08:12	6.304	EUR	0.00	1
FINRA other OTC Issues	2022/ 08/05	15:32	6.50	USD	0.01	1
Duesseldorf	2022/ 08/19	13:00	6.284	EUR	0.00	6
Berlin	2022/ 08/19	13:25	6.322	EUR	0.00	7

Company profile

Company Logo



Company Profile

-

Contact Details

DOMETIC GROUP

--

Telefon: -

Fax: -

E-mail: -