

## KONINKLIJKE BAM GROEP N.V.

ISIN: NL0000337319 WKN: 033731

## Overview

2024/09/18 15:31:28

Price

3.692 EUR

Difference  -0.54% (-0.02)

## General attributes

ISIN	NL0000337319
Symbol	BAMNB
Exchange	Stuttgart
Currency	EUR
Sector	Construction
Security type	Stock
Market cap (m)	976 EUR
Benchmark	AMSTERDAM EXCHANGES INDEX

## Market data

Bid (Bid size)	- (0)
Ask (Ask size)	- (0)
Open	3.664 EUR
High	3.692 EUR
Low	3.546 EUR
Close (prev. day)	3.712 EUR
VWAP	-
Volume (pcs)	0
Trading volume	0.00
Number of trades	12
Last size	0

## Futures and Options

Related Futures	15
Related Options	-




5y



Information about previous performance does not guarantee future performance.

Source: FactSet

## Recent research

on sector		on market	
Date		Headline	Download
2024/09/11		Global Equity Ratings	
2024/09/11		Aktienempfehlungen Global	
2024/09/09		Aktienempfehlungen Österreich	
2024/09/06		Equity Weekly	
2024/09/05		Global Equity Ratings	

## Details

2024/09/18 15:31:28

## Price

3.692 EUR

Difference ▼ -0.54% (-0.02)

## General attributes

ISIN	NL0000337319
Symbol	BAMNB
Exchange	Stuttgart
Currency	EUR
Sector	Construction
Security type	Stock
Market cap (m)	976 EUR
Benchmark	AMSTERDAM EXCHANGES INDEX

## Market data

Bid (Bid size)	- (0)
Ask (Ask size)	- (0)
Open	3.664 EUR
High	3.692 EUR
Low	3.546 EUR
Close (prev. day)	3.712 EUR
VWAP	-
Volume (pcs)	0
Trading volume	0.00
Number of trades	12
Last size	0

## Performance and Risk

	6m	1y	3y
Perf (%)	+8.91%	+91.20%	+32.23%
Perf (abs.)	+0.30	+1.76	+0.90
Beta	-	-	-
Volatility	48.41	45.79	40.64

5y



Information about previous performance does not guarantee future performance.  
Source: FactSet

## Price data

Ø price 5 days   Ø volume 5 days (pcs.)	3.628 EUR (0)
Ø price 30 days   Ø volume 30 days (pcs.)	3.595 EUR (0)
Ø price 100 days   Ø volume 100 days (pcs.)	3.774 EUR (2)
Ø price 250 days   Ø volume 250 days (pcs.)	3.149 EUR (21)
YTD High   date	4.354 EUR (2024/07/16)
YTD Low   date	2.390 EUR (2024/01/02)
52 Weeks High   date	4.354 EUR (2024/07/16)
52 Weeks Low   date	1.789 EUR (2023/10/26)

## Arbitrage views

Exchange	Date	Time	Price	Trading volume (mio.)	Number of trades
Tradegate	2024/09/18	22:26	3.736 EUR	0.01	11
Stuttgart	2024/09/18	15:31	3.692 EUR	0.00	12
Munich	2024/09/18	08:12	3.706 EUR	0.00	2
London Stock Exchange European Trade Reporting	2024/09/18	17:30	3.713 EUR	0.00	2
Frankfurt	2024/09/18	09:15	3.65 EUR	0.00	2

	09/18					
FINRA other OTC Issues	2024/ 04/03	16:15	3.64 USD	0.00		1
Euronext Amsterdam	2024/ 09/18	17:35	3.726 EUR	1.85		781
Duesseldorf	2024/ 09/18	08:10	3.704 EUR	0.00		3
Berlin	2024/ 09/18	08:08	3.71 EUR	0.00		3

## Company profile

### Company Logo



### Contact Details

KONINKLIJKE BAM GROEP NV

--

Runnenburg 9 - 3981 AZ Bunnik

Telefon: +31-30-659-89-88

Fax: +

E-mail: [info@bam.com](mailto:info@bam.com)

### Company Profile

-

#### Members of Management Board

Ruud Joosten	Chairman of Managing Board
Frans den Houter	Member of Executive Committee
Jonathan Wilkinson	Member of Executive Committee
Joost Nelis	Member of Executive Committee
Sabine van Hooijdonk-Verboom	Member of Executive Committee

#### Board of directors

Henk Th. E. M. Rottinghuis	Chairman of Supervisory Board
Nina Skorupska	Member of Supervisory Board
Bob Elfring	Member of Supervisory Board
Denise Koopmans	Member of Supervisory Board
Gosse Boon	Member of Supervisory Board
Michael Sheffield	Member of Supervisory Board