

KONINKLIJKE PHILIPS NV

ISIN: NL0000009538 WKN: 0953

Overview

2024/07/12 18:30:53

Price

26.32 USD

Difference  -1.96% (-0.53)

General attributes

ISIN NL0000009538

Symbol PHIA

Exchange FINRA other OTC Issues

Currency USD

Sector Chemical / Pharmaceutical / Health

Security type Stock

Market cap (m) 22,363 EUR

Benchmark AMSTERDAM EXCHANGES INDEX

Market data

Bid (Bid size) -

Ask (Ask size) -

Open 26.32 USD

High 26.32 USD

Low 26.32 USD

Close (prev. day) 26.8475 USD

VWAP 26.32 USD

Volume (pcs) 990

Trading volume 26,059.08

Number of trades 2

Last size 987

Futures and Options

Related Futures 54







Related Options -

5y



Information about previous performance does not guarantee future performance.
Source: FactSet

Recent research

| on sector | | on market | |
|------------|---|-------------------------------|---|
| Date | | Headline | Download |
| 2024/07/15 |  | Aktienempfehlungen Global |  |
| 2024/07/12 |  | Global Equity Ratings |  |
| 2024/07/09 |  | Aktienempfehlungen Österreich |  |
| 2024/06/24 |  | Aktienempfehlungen Österreich |  |
| 2024/06/21 |  | Global Equity Ratings |  |

Details

2024/07/12 18:30:53

Price

26.32 USD

Difference ▼ -1.96% (-0.53)

General attributes

| | |
|----------------|------------------------------------|
| ISIN | NL0000009538 |
| Symbol | PHIA |
| Exchange | FINRA other OTC Issues |
| Currency | USD |
| Sector | Chemical / Pharmaceutical / Health |
| Security type | Stock |
| Market cap (m) | 22,363 EUR |
| Benchmark | AMSTERDAM EXCHANGES INDEX |

Market data

| | |
|-------------------|-------------|
| Bid (Bid size) | - |
| Ask (Ask size) | - |
| Open | 26.32 USD |
| High | 26.32 USD |
| Low | 26.32 USD |
| Close (prev. day) | 26.8475 USD |
| VWAP | 26.32 USD |
| Volume (pcs) | 990 |
| Trading volume | 26,059.08 |
| Number of trades | 2 |
| Last size | 987 |

Performance and Risk

| | 6m | 1y | 3y |
|-------------|-------|-------|-------|
| Perf (%) | - | - | - |
| Perf (abs.) | - | - | - |
| Beta | 0.50 | 0.48 | 0.92 |
| Volatility | 17.07 | 24.75 | 35.65 |

5y



Information about previous performance does not guarantee future performance.
Source: FactSet

Price data

| | |
|---|------------------------|
| Ø price 5 days Ø volume 5 days (pcs.) | 26.50 USD (20,301) |
| Ø price 30 days Ø volume 30 days (pcs.) | 26.11 USD (15,492) |
| Ø price 100 days Ø volume 100 days (pcs.) | 23.07 USD (10,270) |
| Ø price 250 days Ø volume 250 days (pcs.) | 21.22 USD (9,662) |
| YTD High date | 28.02 USD (2024/04/29) |
| YTD Low date | 18.98 USD (2024/02/14) |
| 52 Weeks High date | 28.02 USD (2024/04/29) |
| 52 Weeks Low date | 17.19 USD (2023/10/06) |

Arbitrage views

| Exchange | Date | Time | Price | Trading volume (mio.) | Number of trades |
|-----------------------|------------|-------|-----------|-----------------------|------------------|
| Xetra | 2024/07/16 | 14:35 | 23.72 EUR | 0.21 | 49 |
| Vienna Stock Exchange | 2024/07/16 | 15:30 | 23.72 EUR | 0.00 | 4 |
| Tradegate | 2024/07/16 | 15:48 | 23.73 EUR | 0.21 | 28 |
| Stuttgart | 2024/07/16 | 11:22 | 23.71 EUR | 0.02 | 5 |

| | | | | | |
|---|----------------|-------|-------------|-------|-------|
| SIX Swiss Exchange | 2022/ 06/02 | 15:20 | 47.0683 CHF | 0.00 | 1 |
| Munich | 2024/ 07/16 | 08:00 | 23.96 EUR | 0.00 | 1 |
| London Stock Exchange European Trade Reporting | 2024/ 07/16 | 08:59 | 23.975 EUR | 0.00 | 1 |
| Hanover | 2024/ 07/16 | 08:21 | 24.00 EUR | 0.00 | 1 |
| Hamburg | 2024/ 07/16 | 08:21 | 24.00 EUR | 0.00 | 1 |
| Frankfurt | 2024/ 07/16 | 09:31 | 23.75 EUR | 0.01 | 3 |
| FINRA other OTC Issues | 2024/ 07/12 | 18:30 | 26.32 USD | 0.03 | 2 |
| Euronext Milan MTF Trading After Hours | 2024/ 06/26 | 18:56 | 24.79 EUR | 0.00 | 3 |
| Euronext Milan MTF Global Equity Market | 2024/ 07/16 | 13:22 | 23.70 EUR | 0.04 | 7 |
| Euronext Amsterdam | 2024/ 07/16 | 16:06 | 23.83 EUR | 10.29 | 2,094 |
| Duesseldorf | 2024/ 07/16 | 16:00 | 23.69 EUR | 0.00 | 3 |
| Berlin | 2024/ 07/16 | 15:36 | 23.72 EUR | 0.00 | 10 |

Company profile

Company Logo



Contact Details

KONINKLIJKE PHILIPS NV

- -

Philips Center, Amstelplein 2 - 1096 BC
Amsterdam

Telefon: +31-20-597-77-77

Fax: +

E-mail: -

Company Profile

-

Members of Management Board

| | |
|----------------------|-------------------------------|
| Roy Jakobs | Chairman of Managing Board |
| Abhijit Bhattacharya | Member of Executive Committee |
| Andy Ho | Member of Executive Committee |
| Bert van Meurs | Member of Executive Committee |
| Charlotte Hanneman | Member of Executive Committee |
| Deeptha Khanna | Member of Executive Committee |
| Edwin Paalvast | Member of Executive Committee |
| Heidi Sichien | Member of Executive Committee |
| Jeff DiLullo | Member of Executive Committee |
| Julia Strandberg | Member of Executive Committee |
| Marnix van Ginneken | Member of Executive Committee |
| Shez Partovi | Member of Executive Committee |
| Steve C. de Baca | Member of Executive Committee |
| Willem Appelo | Member of Executive Committee |

Board of directors

| | |
|---------------------------|-------------------------------|
| Feike Sijbesma | Chairman of Supervisory Board |
| A. Harrison | Member of Supervisory Board |
| Paulus Stoffels | Member of Supervisory Board |
| Benoît Ribadeau-Dumas | Member of Supervisory Board |
| David Pyott | Member of Supervisory Board |
| Hendrica Verhagen | Member of Supervisory Board |
| Indra Krishnamurthy Nooyi | Member of Supervisory Board |
| Mary Doherty | Member of Supervisory Board |
| Peter D. Löscher | Member of Supervisory Board |
| Sanjay Poonen | Member of Supervisory Board |
| Sock Koong Chua | Member of Supervisory Board |