

ECKERT & ZIEGLER SE

ISIN: DE0005659700 WKN: 565970

Overview

2024/07/18 12:22:37

Price

46.30 EUR

Difference  -3.26% (-1.56)

General attributes

ISIN DE0005659700

Symbol EUZ

Exchange Frankfurt

Currency EUR

Sector Chemical / Pharmaceutical / Health

Security type Stock

Market cap (m) 949 EUR

Benchmark GERMANY DAX

Market data

Bid (Bid size) -

Ask (Ask size) -

Open 46.10 EUR

High 46.30 EUR

Low 46.10 EUR

Close (prev. day) 47.86 EUR

VWAP 46.30 EUR

Volume (pcs) 100

Trading volume 4,630.00

Number of trades 1

Last size 100

Futures and Options

Related Futures -

Related Options 653

5y











Information about previous performance does not guarantee future performance.

Source: FactSet

Recent research

on sector

on market

Date	Headline	Download
2024/07/15	 Aktienempfehlungen Global	
2024/07/12	 Global Equity Ratings	
2024/07/09	 Aktienempfehlungen Österreich	
2024/06/24	 Aktienempfehlungen Österreich	
2024/06/21	 Global Equity Ratings	

Details

2024/07/18 12:22:37

Price

46.30 EUR

Difference  -3.26% (-1.56)

General attributes

ISIN	DE0005659700
Symbol	EUZ
Exchange	Frankfurt
Currency	EUR
Sector	Chemical / Pharmaceutical / Health
Security type	Stock
Market cap (m)	949 EUR
Benchmark	GERMANY DAX

Market data

Bid (Bid size)	-
Ask (Ask size)	-
Open	46.10 EUR
High	46.30 EUR
Low	46.10 EUR
Close (prev. day)	47.86 EUR
VWAP	46.30 EUR
Volume (pcs)	100
Trading volume	4,630.00
Number of trades	1
Last size	100

Performance and Risk

	6m	1y	3y
Perf (%)	+20.49%	+27.35%	-53.53%
Perf (abs.)	+8.14	+10.28	-55.14
Beta	0.99	1.33	1.45
Volatility	46.64	45.73	50.91

5y



Information about previous performance does not guarantee future performance.

Source: FactSet

Price data

Ø price 5 days Ø volume 5 days (pcs.)	46.40 EUR (372)
Ø price 30 days Ø volume 30 days (pcs.)	46.16 EUR (321)
Ø price 100 days Ø volume 100 days (pcs.)	41.60 EUR (374)
Ø price 250 days Ø volume 250 days (pcs.)	38.84 EUR (472)
YTD High date	49.60 EUR (2024/07/16)
YTD Low date	32.50 EUR (2024/04/19)
52 Weeks High date	49.60 EUR (2024/07/16)
52 Weeks Low date	29.06 EUR (2023/09/25)

All listings for ECKERT & ZIEGLER SE

Exchange 	Date	Time	Price	Trading volume (mio.)	Number of trades
Xetra	2024/07/18	17:35	45.54 EUR	2.15	660
Tradegate	2024/07/18	22:26	44.88 EUR	0.56	109
Stuttgart	2024/07/18	21:46	44.90 EUR	0.04	65
Munich	2024/07/18	11:44	46.36 EUR	0.00	2
London Stock Exchange	2024/	17:30	46.42 EUR	0.00	2

European Trade Reporting	07/18						
Hanover	2024/ 07/18	08:16	46.10	EUR	0.00		3
Hamburg	2024/ 07/18	08:16	46.10	EUR	0.00		3
Frankfurt	2024/ 07/18	12:22	46.30	EUR	0.00		1
Euronext Milan MTF Trading After Hours	2024/ 07/18	17:44	45.62	EUR	0.00		1
Euronext Milan MTF Global Equity Market	2024/ 07/18	17:44	45.62	EUR	0.00		1
Duesseldorf	2024/ 07/18	19:31	45.02	EUR	0.00		5
Berlin	2024/ 07/18	21:52	44.88	EUR	0.00		18

Company profile

Company Logo



Contact Details

ECKERT & ZIEGLER SE

--

Robert-Rössle-Strasse 10 - 13125 Berlin

Telefon: +49-30-94-10-84-0

Fax: +49-30-94-10-84-112

E-mail: info@ezag.de

Company Profile

-

Members of Management Board

Harald Hasselmann	Chairman of Managing Board
Franklin Yeager	Member of Executive Committee
Jutta Ludwig	Member of Executive Committee

Board of directors

Andreas Eckert	Chairman of Supervisory Board
Edgar Löffler	Member of Supervisory Board
Helmut Grothe	Member of Supervisory Board
Albert Rupprecht	Member of Supervisory Board
Frank Perschmann	Member of Supervisory Board
Paola Eckert-Palvarini	Member of Supervisory Board