

THE STAR ENTERTAINMENT GROUP LTD

ISIN: AU000000SGR6 WKN: SGR

Overview

2024/07/18 08:10:08

Price
0.50 AUDDifference  -0.99% (-0.01)

General attributes

| | |
|----------------|--------------------------------|
| ISIN | AU000000SGR6 |
| Symbol | SGR |
| Exchange | Australian Securities Exchange |
| Currency | AUD |
| Sector | - |
| Security type | Stock |
| Market cap (m) | 882 EUR |
| Benchmark | S&P 500 |

Market data

| | |
|-------------------|---------------------|
| Bid (Bid size) | 0.495 AUD (444,316) |
| Ask (Ask size) | 0.50 AUD (143,412) |
| Open | 0.505 AUD |
| High | 0.5075 AUD |
| Low | 0.495 AUD |
| Close (prev. day) | 0.505 AUD |
| VWAP | 0.500367 AUD |
| Volume (pcs) | 4,302,162 |
| Trading volume | 2,152,636.77 |
| Number of trades | 2,809 |
| Last size | - |

Futures and Options










| | |
|-----------------|-----|
| Related Futures | - |
| Related Options | 725 |

5y



Information about previous performance does not guarantee future performance.
Source: FactSet

Recent research

| on market | | | |
|------------|---|---------------------------|---|
| Date | | Headline | Download |
| 2024/07/15 |  | Aktienempfehlungen Global |  |
| 2024/07/12 |  | Global Equity Ratings |  |
| 2024/07/05 |  | Equity Weekly |  |
| 2024/07/03 |  | Global Strategy 3Q 2024 |  |
| 2024/07/03 |  | Global Strategy 3Q 2024 |  |

Details

2024/07/18 08:10:08

Price

0.50 AUD

Difference ▼ -0.99% (-0.01)

General attributes

| | |
|----------------|--------------------------------|
| ISIN | AU000000SGR6 |
| Symbol | SGR |
| Exchange | Australian Securities Exchange |
| Currency | AUD |
| Sector | - |
| Security type | Stock |
| Market cap (m) | 882 EUR |
| Benchmark | S&P 500 |

Market data

| | |
|-------------------|---------------------|
| Bid (Bid size) | 0.495 AUD (444,316) |
| Ask (Ask size) | 0.50 AUD (143,412) |
| Open | 0.505 AUD |
| High | 0.5075 AUD |
| Low | 0.495 AUD |
| Close (prev. day) | 0.505 AUD |
| VWAP | 0.500367 AUD |
| Volume (pcs) | 4,302,162 |
| Trading volume | 2,152,636.77 |
| Number of trades | 2,809 |
| Last size | - |

Performance and Risk

| | 6m | 1y | 3y |
|-------------|--------|---------|---------|
| Perf (%) | +0.00% | -51.47% | -84.40% |
| Perf (abs.) | +0.00 | -0.53 | -2.70 |
| Beta | 0.58 | 0.55 | 0.19 |
| Volatility | 64.66 | 60.00 | 50.97 |

5y



Information about previous performance does not guarantee future performance.
Source: FactSet

Price data

| | |
|---|-----------------------|
| Ø price 5 days Ø volume 5 days (pcs.) | 0.50 AUD (7,235,348) |
| Ø price 30 days Ø volume 30 days (pcs.) | 0.49 AUD (11,317,632) |
| Ø price 100 days Ø volume 100 days (pcs.) | 0.49 AUD (15,020,901) |
| Ø price 250 days Ø volume 250 days (pcs.) | 0.59 AUD (14,458,271) |
| YTD High date | 0.59 AUD (2024/01/10) |
| YTD Low date | 0.39 AUD (2024/04/26) |
| 52 Weeks High date | 1.19 AUD (2023/08/11) |
| 52 Weeks Low date | 0.39 AUD (2024/04/26) |

Arbitrage views

| Exchange ⊕ | Date | Time | Price | Trading volume (mio.) | Number of trades |
|--------------------------------|------------|-------|------------|-----------------------|------------------|
| Frankfurt | 2024/07/18 | 08:12 | 0.282 EUR | 0.00 | 2 |
| FINRA other OTC Issues | 2024/07/15 | 15:30 | 0.3614 USD | 0.98 | 3 |
| Australian Securities Exchange | 2024/07/18 | 08:10 | 0.50 AUD | 2.15 | 2,809 |

Company profile

Company Logo



Company Profile

-

Contact Details

STAR ENTERTAINMENT GROUP LTD

--

Telefon: -

Fax: -

E-mail: -