

KESKO OYJ CLASS B

ISIN: **FI0009000202** WKN: **KESKOB**

Overview

2024/07/17 08:19:10

Price
16.275 EURDifference  -0.25% (-0.04)

General attributes

ISIN	FI0009000202
Symbol	KESKOB
Exchange	Berlin
Currency	EUR
Sector	Commerce
Security type	Stock
Market cap (m)	4,430 EUR
Benchmark	OMX HELSINKI 25

Market data

Bid (Bid size)	16.04 EUR (300)
Ask (Ask size)	16.08 EUR (300)
Open	16.275 EUR
High	16.275 EUR
Low	16.275 EUR
Close (prev. day)	16.315 EUR
VWAP	-
Volume (pcs)	0
Trading volume	0.00
Number of trades	1
Last size	0

Futures and Options









Related Futures	38
Related Options	-

5y



Information about previous performance does not guarantee future performance.
Source: FactSet

Recent research

on sector		on market	
Date		Headline	Download
2024/07/15		Aktienempfehlungen Global	
2024/07/12		Global Equity Ratings	
2024/06/21		Equity Weekly	
2024/06/21		Global Equity Ratings	
2024/06/21		Aktienempfehlungen Global	

Details

2024/07/17 08:19:10

Price

16.275 EUR

Difference ▼ -0.25% (-0.04)

General attributes

ISIN	FI0009000202
Symbol	KESKOB
Exchange	Berlin
Currency	EUR
Sector	Commerce
Security type	Stock
Market cap (m)	4,430 EUR
Benchmark	OMX HELSINKI 25

Market data

Bid (Bid size)	16.04 EUR (300)
Ask (Ask size)	16.08 EUR (300)
Open	16.275 EUR
High	16.275 EUR
Low	16.275 EUR
Close (prev. day)	16.315 EUR
VWAP	-
Volume (pcs)	0
Trading volume	0.00
Number of trades	1
Last size	0

Performance and Risk

	6m	1y	3y
Perf (%)	-9.54%	-6.32%	-51.21%
Perf (abs.)	-1.72	-1.10	-17.13
Beta	0.86	0.81	0.76
Volatility	22.08	21.04	26.83

5y



Information about previous performance does not guarantee future performance.
Source: FactSet

Price data

Ø price 5 days Ø volume 5 days (pcs.)	16.635 EUR (0)
Ø price 30 days Ø volume 30 days (pcs.)	16.523 EUR (0)
Ø price 100 days Ø volume 100 days (pcs.)	16.777 EUR (0)
Ø price 250 days Ø volume 250 days (pcs.)	17.072 EUR (4)
YTD High date	18.470 EUR (2024/01/31)
YTD Low date	15.960 EUR (2024/05/02)
52 Weeks High date	18.470 EUR (2024/01/31)
52 Weeks Low date	14.900 EUR (2023/10/26)

All listings for KESKO OYJ CLASS B

Exchange	Date	Time	Price	Trading volume (mio.)	Number of trades
Tradegate	2024/07/16	22:26	16.395 EUR	0.01	3
Stuttgart	2024/07/17	08:06	16.275 EUR	0.00	1
Nasdaq Helsinki	2024/07/17	10:13	16.065 EUR	1.66	894
Munich	2024/07/17	08:18	16.375 EUR	0.00	1

London Stock Exchange European Trade Reporting	2024/ 07/17	09:00	16.3175 EUR	0.00	1
Hanover	2024/ 07/17	08:06	16.295 EUR	0.00	1
Frankfurt	2024/ 07/17	08:03	16.30 EUR	0.00	1
FINRA other OTC Issues	2024/ 06/17	21:23	18.04 USD	0.03	6
Duesseldorf	2024/ 07/17	08:10	16.205 EUR	0.00	1
Berlin	2024/ 07/17	08:19	16.275 EUR	0.00	1

Company profile

Company Logo



Contact Details

KESKO OYJ

--

Työpajankatu 12 - 00580 Helsinki

Telefon: +358-10-5311

Fax: +358-9-174-398

E-mail: -

Company Profile

-

Members of Management Board

Jorma Rauhala Chairman of Managing Board

Ari Akseli Member of Executive Committee

Jukka Erlund Member of Executive Committee

Karoliina Partanen Member of Executive Committee

Matti Mettälä Member of Executive Committee

Riikka Joukio Member of Executive Committee

Board of directors

Esa Mikael Kiiskinen Chairman of Supervisory Board

Piia Karhu Member of Supervisory Board

Timo Olavi Ritakallio Member of Supervisory Board

Jannica Charlotta E. Fagerholm Member of Supervisory Board

Jussi Perälä Member of Supervisory Board

Pauli Jaakola Member of Supervisory Board

Peter Thor Fagernäs Member of Supervisory Board