

KESKO OYJ CLASS B

ISIN: **FI0009000202** WKN: **KESKOB**

Overview

2024/04/26 08:11:40

Price
16.13 EURDifference  -4.67% (-0.79)

General attributes

ISIN	FI0009000202
Symbol	KESKOB
Exchange	Munich
Currency	EUR
Sector	Commerce
Security type	Stock
Market cap (m)	4,348 EUR
Benchmark	OMX HELSINKI 25

Market data

Bid (Bid size)	-
Ask (Ask size)	-
Open	16.13 EUR
High	16.13 EUR
Low	16.13 EUR
Close (prev. day)	16.92 EUR
VWAP	18.33 EUR
Volume (pcs)	0
Trading volume	0.00
Number of trades	2
Last size	0

Futures and Options











Related Futures	35
Related Options	-

5y



Information about previous performance does not guarantee future performance.
Source: FactSet

Recent research

on sector		on market	
Date		Headline	Download
2024/04/26		Global Equity Ratings	
2024/04/26		Aktienempfehlungen Global	
2024/04/03		Global Equity Ratings	
2024/04/03		Aktienempfehlungen Global	
2024/03/13		Global Equity Ratings	

Details

2024/04/26 08:11:40

Price

16.13 EUR

Difference ▼ -4.67% (-0.79)

General attributes

ISIN	FI0009000202
Symbol	KESKOB
Exchange	Munich
Currency	EUR
Sector	Commerce
Security type	Stock
Market cap (m)	4,348 EUR
Benchmark	OMX HELSINKI 25

Market data

Bid (Bid size)	-
Ask (Ask size)	-
Open	16.13 EUR
High	16.13 EUR
Low	16.13 EUR
Close (prev. day)	16.92 EUR
VWAP	18.33 EUR
Volume (pcs)	0
Trading volume	0.00
Number of trades	2
Last size	0

Performance and Risk

	6m	1y	3y
Perf (%)	+5.70%	-21.47%	-37.70%
Perf (abs.)	+0.87	-4.41	-9.76
Beta	0.99	0.86	0.76
Volatility	19.47	20.49	23.92

5y



Information about previous performance does not guarantee future performance.
Source: FactSet

Price data

Ø price 5 days Ø volume 5 days (pcs.)	16.70 EUR (0)
Ø price 30 days Ø volume 30 days (pcs.)	16.99 EUR (0)
Ø price 100 days Ø volume 100 days (pcs.)	17.47 EUR (1)
Ø price 250 days Ø volume 250 days (pcs.)	17.43 EUR (0)
YTD High date	18.47 EUR (2024/01/31)
YTD Low date	16.13 EUR (2024/04/26)
52 Weeks High date	20.78 EUR (2023/04/27)
52 Weeks Low date	15.26 EUR (2023/10/26)

All listings for KESKO OYJ CLASS B

Exchange	Date	Time	Price	Trading volume (mio.)	Number of trades
Tradegate	2024/04/26	22:26	16.065 EUR	0.00	4
Stuttgart	2024/04/26	11:10	16.005 EUR	0.00	5
Nasdaq Helsinki	2024/04/26	17:29	16.055 EUR	13.05	3,213
Munich	2024/04/26	08:11	16.13 EUR	0.00	2

London Stock Exchange European Trade Reporting	2024/ 04/26	17:25	15.9675 EUR	18.55	1
Hanover	2024/ 04/26	08:00	16.00 EUR	0.00	3
Frankfurt	2024/ 04/26	08:08	16.02 EUR	0.00	2
FINRA other OTC Issues	2024/ 03/21	18:59	18.915 USD	0.01	1
Duesseldorf	2024/ 04/26	08:10	15.97 EUR	0.00	3
Berlin	2024/ 04/26	08:12	16.02 EUR	0.00	2

Company profile

Company Logo



Contact Details

KESKO OYJ

--

Työpajankatu 12 - 00580 Helsinki

Telefon: +358-10-5311

Fax: +358-9-174-398

E-mail: -

Company Profile

-

Members of Management Board

Jorma Rauhala Chairman of Managing Board

Ari Akseli Member of Executive Committee

Jukka Erlund Member of Executive Committee

Karoliina Partanen Member of Executive Committee

Matti Mettälä Member of Executive Committee

Riikka Joukio Member of Executive Committee

Board of directors

Esa Mikael Kiiskinen Chairman of Supervisory Board

Piia Karhu Member of Supervisory Board

Timo Olavi Ritakallio Member of Supervisory Board

Jannica Charlotta E. Fagerholm Member of Supervisory Board

Jussi Perälä Member of Supervisory Board

Pauli Jaakola Member of Supervisory Board

Peter Thor Fagernäs Member of Supervisory Board