

## KESKO OYJ CLASS B

ISIN: FI0009000202 WKN: KESKOB

## Overview

2024/04/19 08:14:54

Price  
16.355 EURDifference  -2.30% (-0.39)

## General attributes

ISIN	FI0009000202
Symbol	KESKOB
Exchange	Munich
Currency	EUR
Sector	Commerce
Security type	Stock
Market cap (m)	4,478 EUR
Benchmark	OMX HELSINKI 25

## Market data

Bid (Bid size)	-
Ask (Ask size)	-
Open	16.355 EUR
High	16.355 EUR
Low	16.355 EUR
Close (prev. day)	16.74 EUR
VWAP	18.33 EUR
Volume (pcs)	0
Trading volume	0.00
Number of trades	2
Last size	0

## Futures and Options










Related Futures	33
Related Options	-

5y



Information about previous performance does not guarantee future performance.  
Source: FactSet

## Recent research

on sector		on market	
Date		Headline	Download
2024/04/03		Global Equity Ratings	
2024/04/03		Aktienempfehlungen Global	
2024/03/13		Global Equity Ratings	
2024/03/13		Aktienempfehlungen Global	
2024/02/22		Aktienempfehlungen Global	

## Details

2024/04/19 08:14:54

## Price

16.355 EUR

Difference 📉 -2.30% (-0.39)

## General attributes

ISIN	FI0009000202
Symbol	KESKOB
Exchange	Munich
Currency	EUR
Sector	Commerce
Security type	Stock
Market cap (m)	4,478 EUR
Benchmark	OMX HELSINKI 25

## Market data

Bid (Bid size)	-
Ask (Ask size)	-
Open	16.355 EUR
High	16.355 EUR
Low	16.355 EUR
Close (prev. day)	16.74 EUR
VWAP	18.33 EUR
Volume (pcs)	0
Trading volume	0.00
Number of trades	2
Last size	0

## Performance and Risk

	6m	1y	3y
Perf (%)	+7.00%	-19.31%	-36.26%
Perf (abs.)	+1.07	-3.92	-9.31
Beta	0.84	0.80	0.75
Volatility	17.93	19.93	23.72

5y



Information about previous performance does not guarantee future performance.  
Source: FactSet

## Price data

Ø price 5 days   Ø volume 5 days (pcs.)	16.777 EUR (0)
Ø price 30 days   Ø volume 30 days (pcs.)	17.052 EUR (0)
Ø price 100 days   Ø volume 100 days (pcs.)	17.496 EUR (1)
Ø price 250 days   Ø volume 250 days (pcs.)	17.476 EUR (0)
YTD High   date	18.470 EUR (2024/01/31)
YTD Low   date	16.355 EUR (2024/04/19)
52 Weeks High   date	20.780 EUR (2023/04/27)
52 Weeks Low   date	15.260 EUR (2023/10/26)

## Arbitrage views

Exchange <span>📍</span>	Date	Time	Price	Trading volume (mio.)	Number of trades
Tradegate	2024/04/19	22:26	16.49 EUR	0.00	4
Stuttgart	2024/04/19	14:05	16.335 EUR	0.00	4
Nasdaq Helsinki	2024/04/19	17:29	16.535 EUR	7.72	1,971
Munich	2024/04/19	08:14	16.355 EUR	0.00	2

London Stock Exchange European Trade Reporting	2024/ 04/19	17:25	16.4525 EUR	0.00	2
Hanover	2024/ 04/19	08:01	16.19 EUR	0.00	3
Frankfurt	2024/ 04/19	08:05	16.19 EUR	0.00	2
FINRA other OTC Issues	2024/ 03/21	18:59	18.915 USD	0.01	1
Duesseldorf	2024/ 04/19	08:10	16.155 EUR	0.00	3
Berlin	2024/ 04/19	08:15	16.245 EUR	0.00	2

## Company profile

### Company Logo



### Contact Details

KESKO OYJ

--

Työpajankatu 12 - 00580 Helsinki

Telefon: +358-10-5311

Fax: +358-9-174-398

E-mail: -

### Company Profile

-

#### Members of Management Board

Jorma Rauhala Chairman of Managing Board

Ari Akseli Member of Executive Committee

Jukka Erlund Member of Executive Committee

Karoliina Partanen Member of Executive Committee

Matti Mettälä Member of Executive Committee

Riikka Joukio Member of Executive Committee

#### Board of directors

Esa Mikael Kiiskinen Chairman of Supervisory Board

Piia Karhu Member of Supervisory Board

Timo Olavi Ritakallio Member of Supervisory Board

Jannica Charlotta E. Fagerholm Member of Supervisory Board

Jussi Perälä Member of Supervisory Board

Pauli Jaakola Member of Supervisory Board

Peter Thor Fagernäs Member of Supervisory Board