

HYDRO ONE LTD.

ISIN: CA4488112083 WKN: -

Overview

2024/07/12 22:00:00

Price

40.25 CAD

Difference  -0.17% (-0.07)

General attributes

ISIN	CA4488112083
Symbol	H
Exchange	Toronto Stock Exchange
Currency	CAD
Sector	Technology
Security type	Stock
Market cap (m)	16,231 EUR
Benchmark	S&P/TSX 60 INDEX

Market data

Bid (Bid size)	40.14 CAD (200)
Ask (Ask size)	40.43 CAD (200)
Open	40.41 CAD
High	40.66 CAD
Low	40.19 CAD
Close (prev. day)	40.32 CAD
VWAP	40.353578 CAD
Volume (pcs)	473,397
Trading volume	19,103,262.71
Number of trades	2,837
Last size	100

Futures and Options








Related Futures	-
Related Options	-

5y



Information about previous performance does not guarantee future performance.
Source: FactSet

Recent research

on sector			
Date		Headline	Download
2024/07/12		Global Equity Ratings	
2024/07/12		Aktienempfehlungen Global	
2024/07/09		Aktienempfehlungen Österreich	
2024/07/05		Equity Weekly	
2024/06/24		Aktienempfehlungen Österreich	

Details

2024/07/12 22:00:00

Price

40.25 CAD

Difference ▼ -0.17% (-0.07)

General attributes

ISIN	CA4488112083
Symbol	H
Exchange	Toronto Stock Exchange
Currency	CAD
Sector	Technology
Security type	Stock
Market cap (m)	16,231 EUR
Benchmark	S&P/TSX 60 INDEX

Market data

Bid (Bid size)	40.14 CAD (200)
Ask (Ask size)	40.43 CAD (200)
Open	40.41 CAD
High	40.66 CAD
Low	40.19 CAD
Close (prev. day)	40.32 CAD
VWAP	40.353578 CAD
Volume (pcs)	473,397
Trading volume	19,103,262.71
Number of trades	2,837
Last size	100

Performance and Risk

	6m	1y	3y
Perf (%)	+4.11%	+8.75%	+32.14%
Perf (abs.)	+1.59	+3.24	+9.79
Beta	0.61	0.81	0.38
Volatility	12.06	15.90	15.21

5y



Information about previous performance does not guarantee future performance.
Source: FactSet

Price data

Ø price 5 days Ø volume 5 days (pcs.)	40.12 CAD (502,576)
Ø price 30 days Ø volume 30 days (pcs.)	39.79 CAD (1,277,346)
Ø price 100 days Ø volume 100 days (pcs.)	39.74 CAD (1,072,822)
Ø price 250 days Ø volume 250 days (pcs.)	38.41 CAD (1,028,637)
YTD High date	41.69 CAD (2024/03/11)
YTD Low date	37.27 CAD (2024/04/19)
52 Weeks High date	41.69 CAD (2024/03/11)
52 Weeks Low date	32.79 CAD (2023/10/03)

Arbitrage views

Exchange	Date	Time	Price	Trading volume (mio.)	Number of trades
Tradegate	2024/07/12	22:02	27.20 EUR	0.00	1
Toronto Stock Exchange	2024/07/12	22:00	40.25 CAD	19.10	2,837
Stuttgart	2024/07/12	20:14	26.80 EUR	0.00	10
Munich	2024/07/12	08:02	27.20 EUR	0.00	1
Frankfurt	2024/07/12	08:05	27.20 EUR	0.00	2

	12						
FINRA other OTC Issues	2024/07/ 12	21:50	29.53	USD	0.01		4
Duesseldorf	2024/07/ 12	19:31	27.00	EUR	0.00		5
Berlin	2024/07/ 12	08:08	27.20	EUR	0.00		1

Company profile

Company Logo



Company Profile

-

Contact Details

HYDRO ONE LTD

--

Telefon: -

Fax: -

E-mail: -