

VAN LANSCHOT KEMPEN NV

ISIN: **NL0000302636** WKN: -

Overview

2021/06/22 16:38:39

Price
25.97 USDDifference  79.56% (11.51)

General attributes

ISIN	NL0000302636
Symbol	-
Exchange	FINRA other OTC Issues
Currency	USD
Sector	Financial
Security type	Stock
Market cap (m)	1,696 EUR
Benchmark	AMSTERDAM EXCHANGES INDEX

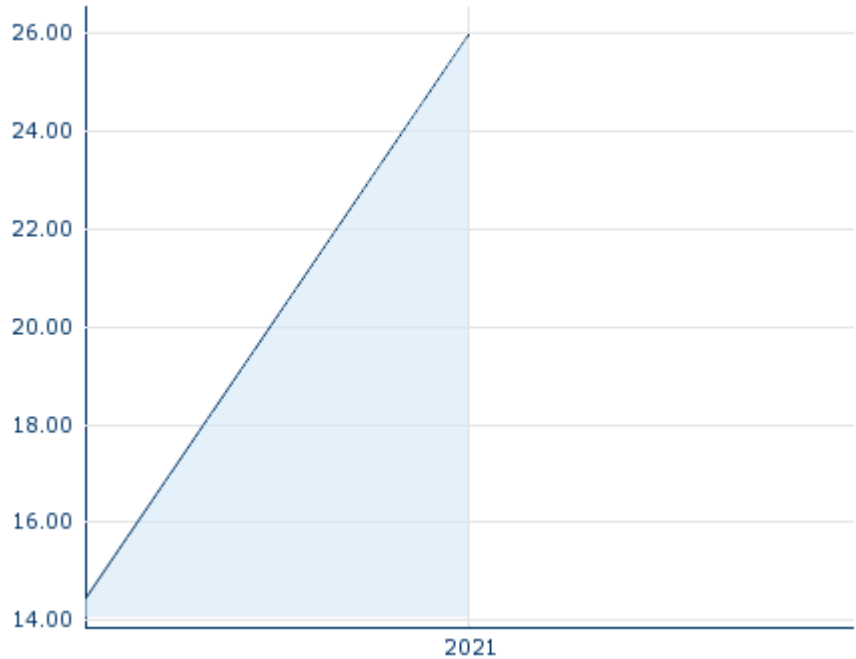
Market data

Bid (Bid size)	-
Ask (Ask size)	-
Open	25.97 USD
High	25.97 USD
Low	25.97 USD
Close (prev. day)	14.4633 USD
VWAP	25.97 USD
Volume (pcs)	330
Trading volume	8,570.10
Number of trades	1
Last size	330

Futures and Options









Related Futures	-
Related Options	-

5y



Information about previous performance does not guarantee future performance.
Source: FactSet

Recent research

on sector		on market		
Date		Headline		Download
2024/07/12		Global Equity Ratings		
2024/07/12		Aktienempfehlungen Global		
2024/07/09		Aktienempfehlungen Österreich		
2024/06/28		Equity Weekly		
2024/06/24		Aktienempfehlungen Österreich		

Details

2021/06/22 16:38:39

Price

25.97 USD

Difference ▲ 79.56% (11.51)

General attributes

ISIN	NL0000302636
Symbol	-
Exchange	FINRA other OTC Issues
Currency	USD
Sector	Financial
Security type	Stock
Market cap (m)	1,696 EUR
Benchmark	AMSTERDAM EXCHANGES INDEX

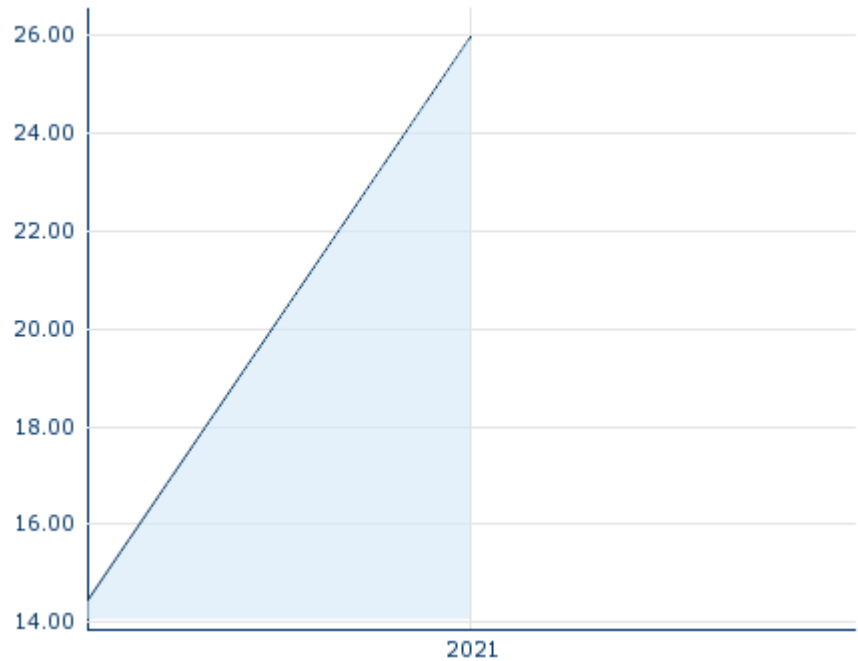
Market data

Bid (Bid size)	-
Ask (Ask size)	-
Open	25.97 USD
High	25.97 USD
Low	25.97 USD
Close (prev. day)	14.4633 USD
VWAP	25.97 USD
Volume (pcs)	330
Trading volume	8,570.10
Number of trades	1
Last size	330

Performance and Risk

	6m	1y	3y
Perf (%)	-	-	-
Perf (abs.)	-	-	-
Beta	1.06	0.96	0.68
Volatility	-	-	-

5y



Information about previous performance does not guarantee future performance.
Source: FactSet

Price data

Ø price 5 days Ø volume 5 days (pcs.)	- USD (-)
Ø price 30 days Ø volume 30 days (pcs.)	- USD (-)
Ø price 100 days Ø volume 100 days (pcs.)	- USD (-)
Ø price 250 days Ø volume 250 days (pcs.)	- USD (0)
YTD High date	- USD (-)
YTD Low date	- USD (-)
52 Weeks High date	- USD (-)
52 Weeks Low date	- USD (-)

All listings for VAN LANSCHOT KEMPEN NV

Exchange 📍	Date	Time	Price	Trading volume (mio.)	Number of trades
Tradegate	2024/07/12	22:26	39.80 EUR	0.03	12
Stuttgart	2024/07/12	14:26	39.95 EUR	0.00	9
Munich	2024/07/12	08:26	39.85 EUR	0.00	2
London Stock Exchange European Trade Reporting	2024/07/12	17:30	39.825 EUR	0.00	2
Frankfurt	2024/07/12	08:08	39.90 EUR	0.00	2

	07/12					
FINRA other OTC Issues	2021/ 06/22	16:38	25.97 USD	0.01	1	
Euronext Milan MTF Trading After Hours	-	-	-	0.00	-	
Euronext Amsterdam	2024/ 07/12	17:35	39.90 EUR	2.13	331	
Duesseldorf	2024/ 07/12	08:11	39.85 EUR	0.00	3	
Berlin	2024/ 07/12	08:26	39.85 EUR	0.00	3	

Company profile

Company Logo



Contact Details

VAN LANSCHOT KEMPEN NV

--

Hooge Steenweg 29 - 5211 JN 's-Hertogenbosch

Telefon: +31-20-354-45-90

Fax: +

E-mail:
mediarelations@vanlanschotkempen.com

Company Profile

-

Members of Management Board

Arjan Huisman Member of Executive Committee

Damla Hendriks Member of Executive Committee

Erik van Houwelingen Member of Executive Committee

Jeroen Kroes Member of Executive Committee

Maarten Edixhoven Member of Executive Committee

Wendy Winkelhuijzen Member of Executive Committee

Board of directors

Frans Blom Chairman of Supervisory Board

Karin T. V. Bergstein Member of Supervisory Board

Brigitte Boone Member of Supervisory Board

Elizabeth Nolan Member of Supervisory Board

Maarten H. Muller Member of Supervisory Board

Manfred Schepers Member of Supervisory Board