

## CONDOR RESOURCES INC.

ISIN: CA20676U1049 WKN: -

## Overview

2024/07/23 20:39:52

Price  
0.1039 USDDifference  -5.55% (-0.01)

## General attributes

ISIN CA20676U1049  
 Symbol CN  
 Exchange FINRA other OTC Issues  
 Currency USD  
 Sector Energy / Commodities  
 Security type Stock  
 Market cap (m) 13 EUR  
 Benchmark S&P/TSX 60 INDEX

## Market data

Bid (Bid size) -  
 Ask (Ask size) -  
 Open 0.1039 USD  
 High 0.1039 USD  
 Low 0.1039 USD  
 Close (prev. day) 0.11 USD  
 VWAP 0.1039 USD  
 Volume (pcs) 500  
 Trading volume 51.95  
 Number of trades 1  
 Last size 500

## Futures and Options






Related Futures -  
 Related Options -

5y



Information about previous performance does not guarantee future performance.  
 Source: FactSet

## Recent research

on sector		
Date	Headline	Download
2024/07/26	 Equity Weekly	
2024/07/24	 Global Equity Ratings	
2024/07/24	 Aktienempfehlungen Global	
2024/07/15	 Aktienempfehlungen Global	
2024/07/12	 Equity Weekly	

## Details

2024/07/23 20:39:52

## Price

0.1039 USD

Difference  -5.55% (-0.01)

## General attributes

ISIN	CA20676U1049
Symbol	CN
Exchange	FINRA other OTC Issues
Currency	USD
Sector	Energy / Commodities
Security type	Stock
Market cap (m)	13 EUR
Benchmark	S&P/TSX 60 INDEX

## Market data

Bid (Bid size)	-
Ask (Ask size)	-
Open	0.1039 USD
High	0.1039 USD
Low	0.1039 USD
Close (prev. day)	0.11 USD
VWAP	0.1039 USD
Volume (pcs)	500
Trading volume	51.95
Number of trades	1
Last size	500

## Performance and Risk

	6m	1y	3y
Perf (%)	-	-	-
Perf (abs.)	-	-	-
Beta	5.58	2.58	0.50
Volatility	348.70	263.03	267.01

5y



Information about previous performance does not guarantee future performance.  
Source: FactSet

## Price data

Ø price 5 days   Ø volume 5 days (pcs.)	0.1070 USD (6,420)
Ø price 30 days   Ø volume 30 days (pcs.)	0.1103 USD (10,310)
Ø price 100 days   Ø volume 100 days (pcs.)	0.1101 USD (34,532)
Ø price 250 days   Ø volume 250 days (pcs.)	0.2252 USD (36,686)
YTD High   date	0.3800 USD (2024/01/22)
YTD Low   date	0.0105 USD (2024/03/04)
52 Weeks High   date	0.4400 USD (2023/08/29)
52 Weeks Low   date	0.0105 USD (2024/03/04)

## All listings for CONDOR RESOURCES INC.

Exchange 	Date	Time	Price	Trading volume (mio.)	Number of trades
Tradegate	2024/07/26	22:02	0.0948 EUR	0.00	1
TSX Venture Exchange	2024/07/26	19:53	0.14 CAD	0.00	4
FINRA other OTC Issues	2024/07/23	20:39	0.1039 USD	0.00	1

## Company profile

### Company Logo



### Company Profile

-

### Contact Details

CONDOR RESOURCES

--

----

Telefon: -

Fax: -

E-mail: -