

## LKQ CORP

ISIN: US5018892084

WKN: 501889208

## Overview

2024/09/16 08:21:55

## Price

36.60 EUR

Difference  0.00% (0.00)

## General attributes

ISIN	US5018892084
Symbol	LKQ
Exchange	Stuttgart
Currency	EUR
Sector	Automotive
Security type	Stock
Market cap (m)	9,744 EUR
Benchmark	S&P 500

## Market data

Bid (Bid size)	36.60 EUR (3,200)
Ask (Ask size)	37.00 EUR (2,100)
Open	36.60 EUR
High	36.60 EUR
Low	36.60 EUR
Close (prev. day)	36.60 EUR
VWAP	-
Volume (pcs)	0
Trading volume	0.00
Number of trades	1
Last size	0

## Futures and Options







Related Futures	-
Related Options	-

5y



Information about previous performance does not guarantee future performance.  
Source: FactSet

## Recent research

on sector		on market	
Date		Headline	Download
2024/09/11		Global Equity Ratings	
2024/09/11		Aktienempfehlungen Global	
2024/09/09		Aktienempfehlungen Österreich	
2024/09/05		Global Equity Ratings	
2024/09/05		Aktienempfehlungen Global	

## Details

2024/09/16 08:21:55

## Price

36.60 EUR

Difference ➔ 0.00% (0.00)

## General attributes

ISIN	US5018892084
Symbol	LKQ
Exchange	Stuttgart
Currency	EUR
Sector	Automotive
Security type	Stock
Market cap (m)	9,744 EUR
Benchmark	S&P 500

## Market data

Bid (Bid size)	36.60 EUR (3,200)
Ask (Ask size)	37.00 EUR (2,100)
Open	36.60 EUR
High	36.60 EUR
Low	36.60 EUR
Close (prev. day)	36.60 EUR
VWAP	-
Volume (pcs)	0
Trading volume	0.00
Number of trades	1
Last size	0

## Performance and Risk

	6m	1y	3y
Perf (%)	-22.46%	-21.46%	-14.49%
Perf (abs.)	-10.60	-10.00	-6.20
Beta	-	-	-
Volatility	33.13	27.59	27.50

5y



Information about previous performance does not guarantee future performance.  
Source: FactSet

## Price data

Ø price 5 days   Ø volume 5 days (pcs.)	35.64 EUR (0)
Ø price 30 days   Ø volume 30 days (pcs.)	36.53 EUR (0)
Ø price 100 days   Ø volume 100 days (pcs.)	38.52 EUR (2)
Ø price 250 days   Ø volume 250 days (pcs.)	42.16 EUR (2)
YTD High   date	49.20 EUR (2024/04/02)
YTD Low   date	34.80 EUR (2024/09/11)
52 Weeks High   date	49.20 EUR (2024/04/02)
52 Weeks Low   date	34.80 EUR (2024/09/11)

## Arbitrage views

Exchange <span>⊕</span>	Date	Time	Price	Trading volume (mio.)	Number of trades
Tradegate	2024/09/13	22:02	37.20 EUR	0.00	1
Stuttgart	2024/09/16	08:21	36.60 EUR	0.00	1
Nasdaq	2024/09/13	22:00	41.04 USD	89.49	28,936
Munich	2024/09/16	08:03	36.60 EUR	0.00	1
London Stock	2024/09/16	11:48	41.59 USD	0.06	1

Exchange	05						
Hanover	2024/09/16	08:01	36.60	EUR	0.00		1
Frankfurt	2024/09/16	08:52	36.80	EUR	0.00		1
Duesseldorf	2024/09/16	12:30	36.60	EUR	0.00		3
Berlin	2024/09/16	08:13	36.60	EUR	0.00		1

## Company profile

### Company Logo



### Contact Details

LKQ CORP.

--

5846 Crossings Boulevard - 37013 Antioch

Telefon: +1-312-621-1950

Fax: +1-312-621-1969

E-mail: lkq@lkqcorp.com

### Company Profile

-

#### Members of Management Board

Guhan Subramanian Chairman of Board of Directors

Patrick Berard Member of Board of Directors

Xavier Urbain Member of Board of Directors

Andrew Clarke Member of Board of Directors

Blythe McGarvie Member of Board of Directors

Dominick Zarcone Member of Board of Directors

Jody Miller Member of Board of Directors

John Mendel Member of Board of Directors

Meg Ann Divitto Member of Board of Directors

Dominick Zarcone Chairman of Managing Board

Justin L. Jude Member of Executive Committee

Rick Galloway Member of Executive Committee