


TOBII AB

ISIN: SE0002591420      WKN: -

Overview

2024/05/03 19:50:33		
Price	0.3827 USD	
Difference		0.96% (0.00)

General attributes	
ISIN	SE0002591420
Symbol	TOBII
Exchange	FINRA other OTC Issues
Currency	USD
Sector	Technology
Security type	Stock
Market cap (m)	81 EUR
Benchmark	OMX STOCKHOLM 30 INDEX




Market data	
Bid (Bid size)	-
Ask (Ask size)	-
Open	0.3647 USD
High	0.3827 USD
Low	0.3647 USD
Close (prev. day)	0.379 USD
VWAP	0.373147 USD
Volume (pcs)	1,701
Trading volume	634.73
Number of trades	3
Last size	800

Futures and Options	
Related Futures	0
Related Options	-




Information about previous performance does not guarantee future performance.  
Source: FactSet

Recent research

on sector			
Date		Headline	Download
2024/05/03		Equity Weekly	
2024/04/29		Aktienempfehlungen Österreich	
2024/04/26		Equity Weekly	
2024/04/26		Global Equity Ratings	
2024/04/26		Aktienempfehlungen Global	

Details

2024/05/03 19:50:33		
Price	0.3827 USD	
Difference		0.96% (0.00)

General attributes	
ISIN	SE0002591420
Symbol	TOBII
Exchange	FINRA other OTC Issues
Currency	USD
Sector	Technology
Security type	Stock
Market cap (m)	81 EUR
Benchmark	OMX STOCKHOLM 30 INDEX

Market data	
Bid (Bid size)	-
Ask (Ask size)	-
Open	0.3647 USD
High	0.3827 USD
Low	0.3647 USD
Close (prev. day)	0.379 USD
VWAP	0.373147 USD
Volume (pcs)	1,701
Trading volume	634.73
Number of trades	3
Last size	800

Performance and Risk			
	6m	1y	3y
Perf (%)	-42.96%	-	-89.68%
Perf (abs.)	-0.29	-	-3.32
Beta	2.19	1.74	1.31
Volatility	95.57	84.33	71.68



Information about previous performance does not guarantee future performance.  
Source: FactSet

Price data	
Ø price 5 days   Ø volume 5 days (pcs.)	0.3713 USD (2,843)
Ø price 30 days   Ø volume 30 days (pcs.)	0.3364 USD (1,544)
Ø price 100 days   Ø volume 100 days (pcs.)	0.3516 USD (3,636)
Ø price 250 days   Ø volume 250 days (pcs.)	0.7100 USD (2,426)
YTD High   date	0.4251 USD (2024/01/03)
YTD Low   date	0.2468 USD (2024/03/20)
52 Weeks High   date	1.5347 USD (2023/05/08)
52 Weeks Low   date	0.2468 USD (2024/03/20)

Arbitrage views					
Exchange 	Date	Time	Price	Trading volume (mio.)	Number of trades
Tradegate	2024/05/06	16:57	0.3526 EUR	0.00	11
Stuttgart	2024/05/06	14:02	0.351 EUR	0.00	7
Nasdaq Stockholm	2024/05/06	17:15	4.112 SEK	6.06	588
Munich	2024/05/06	08:02	0.335 EUR	0.00	1
London Stock Exchange	2024/	17:25	3.974 SEK	0.00	2

European Trade Reporting	05/03					
Frankfurt	2024/ 05/06	17:15	0.3104	EUR	0.00	6
FINRA other OTC Issues	2024/ 05/03	19:50	0.3827	USD	0.00	3
Duesseldorf	2024/ 05/06	16:00	0.35	EUR	0.00	3
Berlin	2024/ 05/06	17:00	0.352	EUR	0.00	12

Company profile

Company Logo



Contact Details

TOBII

--

----

Telefon: -

Fax: -

E-mail: -

Company Profile

-