

MEMSCAP S.A.

ISIN: FR0010298620

WKN: -

Overview

2024/07/12 17:35:22

Price
7.25 EURDifference  -0.14% (-0.01)

General attributes

ISIN	FR0010298620
Symbol	MEMS
Exchange	Euronext Paris
Currency	EUR
Sector	Technology
Security type	Stock
Market cap (m)	56 EUR
Benchmark	CAC 40 INDEX

Market data

Bid (Bid size)	7.13 EUR (200)
Ask (Ask size)	7.25 EUR (299)
Open	7.26 EUR
High	7.32 EUR
Low	7.10 EUR
Close (prev. day)	7.26 EUR
VWAP	7.199248 EUR
Volume (pcs)	15,031
Trading volume	108,212.00
Number of trades	109
Last size	1

Futures and Options






Related Futures	-
Related Options	-

5y



Information about previous performance does not guarantee future performance.
Source: FactSet

Recent research

on sector		on market	
Date		Headline	Download
2024/07/12		Global Equity Ratings	
2024/07/12		Aktienempfehlungen Global	
2024/07/09		Aktienempfehlungen Österreich	
2024/07/05		Equity Weekly	
2024/06/24		Aktienempfehlungen Österreich	

Details

2024/07/12 17:35:22

Price
7.25 EUR

Difference ▼ -0.14% (-0.01)

General attributes

ISIN	FR0010298620
Symbol	MEMS
Exchange	Euronext Paris
Currency	EUR
Sector	Technology
Security type	Stock
Market cap (m)	56 EUR
Benchmark	CAC 40 INDEX

Market data

Bid (Bid size)	7.13 EUR (200)
Ask (Ask size)	7.25 EUR (299)
Open	7.26 EUR
High	7.32 EUR
Low	7.10 EUR
Close (prev. day)	7.26 EUR
VWAP	7.199248 EUR
Volume (pcs)	15,031
Trading volume	108,212.00
Number of trades	109
Last size	1

Performance and Risk

	6m	1y	3y
Perf (%)	+1.26%	+71.80%	+367.74%
Perf (abs.)	+0.09	+3.03	+5.70
Beta	1.56	1.25	0.56
Volatility	65.78	65.00	59.09

5y



Information about previous performance does not guarantee future performance.
Source: FactSet

Price data

Ø price 5 days Ø volume 5 days (pcs.)	7.27 EUR (38,773)
Ø price 30 days Ø volume 30 days (pcs.)	6.57 EUR (49,124)
Ø price 100 days Ø volume 100 days (pcs.)	7.95 EUR (42,196)
Ø price 250 days Ø volume 250 days (pcs.)	6.70 EUR (47,561)
YTD High date	9.90 EUR (2024/03/08)
YTD Low date	5.00 EUR (2024/06/24)
52 Weeks High date	9.90 EUR (2024/03/08)
52 Weeks Low date	3.75 EUR (2023/10/23)

All listings for MEMSCAP S.A.

Exchange	Date	Time	Price	Trading volume (mio.)	Number of trades
Stuttgart	2024/07/12	15:22	6.99 EUR	0.00	10
Munich	2024/07/12	08:03	7.20 EUR	0.00	2
London Stock Exchange	2018/05/22	17:36	1.98 EUR	0.00	1
Frankfurt	2024/07/12	08:56	7.17 EUR	0.00	2
FINRA other OTC	2023/12/	02:10	5.00 USD	0.00	2

Issues	08					
Euronext Paris	2024/07/12	17:35	7.25	EUR	0.11	109
Duesseldorf	2024/07/12	08:12	7.16	EUR	0.00	3
Berlin	2024/07/12	21:50	7.25	EUR	0.00	19

Company profile

Company Logo



Contact Details

MEMSCAP SA

--

Telefon: -

Fax: -

E-mail: -

Company Profile

-

Board of directors

Bernard Courtois Member of Supervisory Board

Christopher Pelly Member of Supervisory Board

Evelyne Galiatsatos Member of Supervisory Board

Joël Rodriguez Alanis Member of Supervisory Board

Salomé Dubbé Member of Supervisory Board