

CTS EVENTIM AG & CO. KGAA

ISIN: **DE0005470306** WKN:
547030

Overview

2022/08/18 17:35:22

Price
58.70 EUR

Difference  0.69% (0.40)

General attributes

ISIN	DE0005470306
Symbol	EVD
Exchange	Xetra
Currency	EUR
Sector	Other
Security type	Stock
Market cap (m)	5,635 EUR
Benchmark	GERMANY DAX

Market data

Bid (Bid size)	-
Ask (Ask size)	-
Open	57.95 EUR
High	59.60 EUR
Low	57.95 EUR
Close (prev. day)	58.30 EUR
VWAP	58.83807 EUR
Volume (pcs)	57,678
Trading volume	3,393,662.45
Number of trades	812
Last size	18,432

Futures and Options







Related Futures	24
Related Options	-

5y



Information about previous performance does not guarantee future performance.
Source: FactSet

Recent research

on sector		on market	
Date		Headline	Download
2022/08/18		Global Equity Ratings	
2022/08/18		Aktienempfehlungen Global	
2022/08/12		Equity Weekly	
2022/08/08		Global Equity Ratings	
2022/08/08		Aktienempfehlungen Global	

Details

2022/08/18 17:35:22

Price

58.70 EUR

Difference ▲ 0.69% (0.40)

General attributes

ISIN	DE0005470306
Symbol	EVD
Exchange	Xetra
Currency	EUR
Sector	Other
Security type	Stock
Market cap (m)	5,635 EUR
Benchmark	GERMANY DAX

Market data

Bid (Bid size)	-
Ask (Ask size)	-
Open	57.95 EUR
High	59.60 EUR
Low	57.95 EUR
Close (prev. day)	58.30 EUR
VWAP	58.83807 EUR
Volume (pcs)	57,678
Trading volume	3,393,662.45
Number of trades	812
Last size	18,432

Performance and Risk

	6m	1y	3y
Perf (%)	-7.88%	+2.34%	+24.73%
Perf (abs.)	-5.02	+1.34	+11.64
Beta	0.99	1.06	1.10
Volatility	40.69	36.26	41.29

5y



Information about previous performance does not guarantee future performance.
Source: FactSet

Price data

Ø price 5 days Ø volume 5 days (pcs.)	57.79 EUR (78,513)
Ø price 30 days Ø volume 30 days (pcs.)	54.05 EUR (75,161)
Ø price 100 days Ø volume 100 days (pcs.)	58.25 EUR (98,367)
Ø price 250 days Ø volume 250 days (pcs.)	60.85 EUR (115,675)
YTD High date	70.20 EUR (2022/01/13)
YTD Low date	48.18 EUR (2022/07/05)
52 Weeks High date	72.68 EUR (2021/11/08)
52 Weeks Low date	48.18 EUR (2022/07/05)

Arbitrage views

Exchange ⊕	Date	Time	Price	Trading volume (mio.)	Number of trades
Xetra	2022/08/18	17:35	58.70 EUR	3.39	812
Vienna Stock Exchange	2022/08/18	17:32	58.70 EUR	0.00	2
Tradegate	2022/08/18	18:47	58.75 EUR	0.04	12
Stuttgart	2022/08/18	21:15	58.70 EUR	0.02	48
Munich	2022/08/18	08:00	58.20 EUR	0.00	1

	08/18						
London Stock Exchange European Trade Reporting	2022/ 08/18	17:30	58.40	EUR	0.00		2
Hanover	2022/ 08/18	08:15	58.30	EUR	0.00		1
Hamburg	2022/ 08/18	08:15	58.30	EUR	0.00		1
Frankfurt	2022/ 08/18	18:06	58.65	EUR	0.00		2
FINRA other OTC Issues	2022/ 06/27	19:07	52.92	USD	0.01		1
Duesseldorf	2022/ 08/18	21:00	58.60	EUR	0.00		22
Berlin	2022/ 08/18	08:02	58.30	EUR	0.00		1

Company profile

Company Logo



Contact Details

CTS EVENTIM AG & CO. KGAA

--

Contrescarpe 75 A - 28195 Bremen

Telefon: 49-421-36660

Fax: 49-421-3666290

E-mail: info@eventim.de

Company Profile

-

Members of Management Board

Klaus-Peter Schulenberg Chairman of Managing Board

Alexander Ruoff Member of Executive Committee

Andreas Grandinger Member of Executive Committee

Board of directors

Bernd Kundrun Chairman of Supervisory Board

Cornelius Baur Member of Supervisory Board

Juliane Schulenberg Member of Supervisory Board

Philipp Westermeyer Member of Supervisory Board