

## HORNBACH HOLDING AG &amp; CO. KGAA

ISIN: DE0006083405 WKN: 608340

## Overview

2019/05/02 17:30:43

5y

## Price

54.60 CHF

Difference  5.00% (2.60)

## General attributes

ISIN	DE0006083405
Symbol	HBH
Exchange	SIX Swiss Exchange
Currency	CHF
Sector	Commerce
Security type	Stock
Market cap (m)	1,306 EUR
Benchmark	GERMANY DAX

## Market data

Bid (Bid size)	54.60 CHF (50)
Ask (Ask size)	54.60 CHF (1)
Open	54.60 CHF
High	54.60 CHF
Low	54.60 CHF
Close (prev. day)	52.00 CHF
VWAP	142.60 CHF
Volume (pcs)	85
Trading volume	4,641.00
Number of trades	1
Last size	-











## Futures and Options

Related Futures	15
Related Options	-

Chart  
not available

Information about previous performance does not guarantee future performance.  
Source: FactSet

## Recent research

on sector		on market	
Date		Headline	Download
2024/09/11		Global Equity Ratings	
2024/09/11		Aktienempfehlungen Global	
2024/09/05		Global Equity Ratings	
2024/09/05		Aktienempfehlungen Global	
2024/08/12		Global Equity Ratings	

## Details

2019/05/02 17:30:43

## Price

54.60 CHF

Difference  5.00% (2.60)

## General attributes

ISIN	DE0006083405
Symbol	HBH
Exchange	SIX Swiss Exchange
Currency	CHF
Sector	Commerce
Security type	Stock
Market cap (m)	1,306 EUR
Benchmark	GERMANY DAX

## Market data

Bid (Bid size)	54.60 CHF (50)
Ask (Ask size)	54.60 CHF (1)
Open	54.60 CHF
High	54.60 CHF
Low	54.60 CHF
Close (prev. day)	52.00 CHF
VWAP	142.60 CHF
Volume (pcs)	85
Trading volume	4,641.00
Number of trades	1
Last size	-

## Performance and Risk

	6m	1y	3y
Perf (%)	-	-	-
Perf (abs.)	-	-	-
Beta	-	-	-
Volatility	-	-	-

5y

Chart  
not available

Information about previous performance does not guarantee future performance.  
Source: FactSet

## Price data

Ø price 5 days   Ø volume 5 days (pcs.)	- CHF (-)
Ø price 30 days   Ø volume 30 days (pcs.)	- CHF (-)
Ø price 100 days   Ø volume 100 days (pcs.)	- CHF (-)
Ø price 250 days   Ø volume 250 days (pcs.)	- CHF (-)
YTD High   date	- CHF (-)
YTD Low   date	- CHF (-)
52 Weeks High   date	- CHF (-)
52 Weeks Low   date	- CHF (-)

## All listings for HORNBAACH HOLDING AG &amp; CO. KGAA

Exchange 	Date	Time	Price	Trading volume (mio.)	Number of trades
Xetra	2024/09/13	17:35	81.70 EUR	1.53	410
Vienna Stock Exchange	2024/09/13	17:32	81.30 EUR	0.00	5
Tradegate	2024/09/13	22:26	81.30 EUR	0.12	29
Stuttgart	2024/09/13	21:55	81.10 EUR	0.02	64
SIX Swiss Exchange	2019/	17:30	54.60 CHF	0.00	1

	05/02					
Munich	2024/ 09/13	08:01	80.20 EUR	0.00		1
London Stock Exchange European Trade Reporting	2024/ 09/13	17:30	80.80 EUR	0.00		2
Hanover	2024/ 09/13	08:16	79.90 EUR	0.00		3
Hamburg	2024/ 09/13	08:16	79.90 EUR	0.00		3
Frankfurt	2024/ 09/13	12:04	80.60 EUR	0.00		4
FINRA other OTC Issues	2022/ 03/17	20:10	134.00 USD	0.19		1
Duesseldorf	2024/ 09/13	19:32	81.00 EUR	0.00		7
Berlin	2024/ 09/13	08:01	79.90 EUR	0.00		3

## Company profile

### Company Logo



### Contact Details

HORNBACH HOLDING AG & CO. KGAA

--

Hornbachstraße 11 - 76879 Bornheim

Telefon: +49-6348-60-00

Fax: +49-6348-60-4000

E-mail: [info@hornbach-holding.com](mailto:info@hornbach-holding.com)

### Company Profile

-

### Members of Management Board

Albrecht Hornbach	Chairman of Managing Board
Erich Harsch	Member of Executive Committee
Karin Dohm	Member of Executive Committee

### Board of directors

John Feldmann	Chairman of Supervisory Board
Martin Hornbach	Member of Supervisory Board
Melanie Thomann-Bopp	Member of Supervisory Board
Simona Scarpaleggia	Member of Supervisory Board
Simone Krah	Member of Supervisory Board
Vanessa Stütze	Member of Supervisory Board