

CENTENE CORP

ISIN: US15135B1017

WKN: 15135B101

Overview

2024/08/16 22:26:32

Price
70.85 EURDifference  -0.96% (-0.69)

General attributes

ISIN US15135B1017

Symbol CNC

Exchange Tradegate

Currency EUR

Sector Chemical / Pharmaceutical / Health

Security type Stock

Market cap (m) 37,446 EUR

Benchmark S&P 500

Market data

Bid (Bid size) 70.57 EUR (78)

Ask (Ask size) 71.14 EUR (78)

Open 70.92 EUR

High 70.92 EUR

Low 70.92 EUR

Close (prev. day) 71.54 EUR

VWAP 70.92 EUR

Volume (pcs) 177

Trading volume 12,552.84

Number of trades 1

Last size 177

Futures and Options

Related Futures -






Related Options -

5y



Information about previous performance does not guarantee future performance.
Source: FactSet

Recent research

on sector		on market	
Date		Headline	Download
2024/08/16		Equity Weekly	
2024/08/13		Aktienempfehlungen Österreich	
2024/08/12		Global Equity Ratings	
2024/08/12		Aktienempfehlungen Global	
2024/08/09		Equity Weekly	

Details

2024/08/16 22:26:32

Price

70.85 EUR

Difference ▼ -0.96% (-0.69)

General attributes

ISIN	US15135B1017
Symbol	CNC
Exchange	Tradegate
Currency	EUR
Sector	Chemical / Pharmaceutical / Health
Security type	Stock
Market cap (m)	37,446 EUR
Benchmark	S&P 500

Market data

Bid (Bid size)	70.57 EUR (78)
Ask (Ask size)	71.14 EUR (78)
Open	70.92 EUR
High	70.92 EUR
Low	70.92 EUR
Close (prev. day)	71.54 EUR
VWAP	70.92 EUR
Volume (pcs)	177
Trading volume	12,552.84
Number of trades	1
Last size	177

Performance and Risk

	6m	1y	3y
Perf (%)	-2.98%	+19.90%	+30.13%
Perf (abs.)	-2.18	+11.77	+16.42
Beta	0.44	0.31	0.56
Volatility	28.67	26.17	29.38



Information about previous performance does not guarantee future performance.
Source: FactSet

Price data

Ø price 5 days Ø volume 5 days (pcs.)	70.21 EUR (76)
Ø price 30 days Ø volume 30 days (pcs.)	65.93 EUR (179)
Ø price 100 days Ø volume 100 days (pcs.)	66.78 EUR (137)
Ø price 250 days Ø volume 250 days (pcs.)	67.41 EUR (164)
YTD High date	75.00 EUR (2024/02/26)
YTD Low date	59.20 EUR (2024/07/24)
52 Weeks High date	75.00 EUR (2024/02/26)
52 Weeks Low date	56.65 EUR (2023/09/04)

All listings for CENTENE CORP

Exchange	Date	Time	Price	Trading volume (mio.)	Number of trades
Tradegate	2024/08/16	22:26	70.85 EUR	0.01	1
Stuttgart	2024/08/16	08:04	71.39 EUR	0.00	3
NYSE	2024/08/16	22:00	78.11 USD	183.68	28,670
Munich	2024/08/16	08:07	71.39 EUR	0.00	2
London Stock Exchange	2024/	16:24	76.77 USD	0.01	1

	08/12					
Frankfurt	2024/ 08/16	08:04	71.37	EUR	0.00	2
Euronext Milan MTF Trading After Hours	-	-	-		0.00	-
Euronext Milan MTF Global Equity Market	2024/ 08/16	17:55	71.23	EUR	0.00	1
Duesseldorf	2024/ 08/16	08:10	71.38	EUR	0.00	2
Berlin	2024/ 08/16	08:13	71.39	EUR	0.00	3

Company profile

Company Logo



Contact Details

CENTENE CORP.

--

7700 Forsyth Boulevard - 63105 St. Louis

Telefon: +1-314-725-4477

Fax: +

E-mail: -

Company Profile

-

Members of Management Board

Frederick Eppinger Chairman of Board of Directors

Christopher Coughlin Member of Board of Directors

H. Dallas Member of Board of Directors

Jessica Blume Member of Board of Directors

Kenneth Burdick Member of Board of Directors

Lori Robinson Member of Board of Directors

Monte Ford Member of Board of Directors

Theodore Samuels Member of Board of Directors

Wayne DeVeydt Member of Board of Directors

Sarah M. London Chairman of Managing Board