

BEACH ENERGY LTD.

ISIN: AU000000BPT9 WKN: BPT

Overview

2024/06/21 17:17:07

Price
0.993 USDDifference  -0.70% (-0.01)

General attributes

ISIN	AU000000BPT9
Symbol	BPT
Exchange	FINRA other OTC Issues
Currency	USD
Sector	Energy / Commodities
Security type	Stock
Market cap (m)	2,125 EUR
Benchmark	ASX ALL ORDINARIES INDEX

Market data

Bid (Bid size)	-
Ask (Ask size)	-
Open	0.993 USD
High	0.993 USD
Low	0.993 USD
Close (prev. day)	1.00 USD
VWAP	0.993 USD
Volume (pcs)	500
Trading volume	496.50
Number of trades	1
Last size	500

Futures and Options










Related Futures	-
Related Options	243

5y



Information about previous performance does not guarantee future performance.
Source: FactSet

Recent research

on sector			
Date		Headline	Download
2024/06/21		Global Equity Ratings	
2024/06/21		Aktienempfehlungen Global	
2024/06/14		Equity Weekly	
2024/06/14		Global Equity Ratings	
2024/06/14		Aktienempfehlungen Global	

Details

2024/06/21 17:17:07

Price

0.993 USD

Difference ▼ -0.70% (-0.01)

General attributes

ISIN	AU000000BPT9
Symbol	BPT
Exchange	FINRA other OTC Issues
Currency	USD
Sector	Energy / Commodities
Security type	Stock
Market cap (m)	2,125 EUR
Benchmark	ASX ALL ORDINARIES INDEX

Market data

Bid (Bid size)	-
Ask (Ask size)	-
Open	0.993 USD
High	0.993 USD
Low	0.993 USD
Close (prev. day)	1.00 USD
VWAP	0.993 USD
Volume (pcs)	500
Trading volume	496.50
Number of trades	1
Last size	500

Performance and Risk

	6m	1y	3y
Perf (%)	-7.63%	+9.39%	+1.33%
Perf (abs.)	-0.08	+0.09	+0.01
Beta	0.47	0.87	1.10
Volatility	38.56	40.78	53.61

5y



Information about previous performance does not guarantee future performance.

Source: FactSet

Price data

Ø price 5 days Ø volume 5 days (pcs.)	- USD (-)
Ø price 30 days Ø volume 30 days (pcs.)	1.068 USD (298)
Ø price 100 days Ø volume 100 days (pcs.)	1.099 USD (1,056)
Ø price 250 days Ø volume 250 days (pcs.)	1.055 USD (1,232)
YTD High date	1.235 USD (2024/04/05)
YTD Low date	0.987 USD (2024/06/13)
52 Weeks High date	1.235 USD (2024/04/05)
52 Weeks Low date	0.865 USD (2023/06/27)

Arbitrage views

Exchange ⊕	Date	Time	Price	Trading volume (mio.)	Number of trades
Tradegate	2024/06/21	22:02	0.905 EUR	0.00	1
Stuttgart	2024/06/21	10:55	0.895 EUR	0.00	4
Hamburg	2024/06/21	08:00	0.89 EUR	0.00	3
Frankfurt	2024/06/21	08:02	0.89 EUR	0.00	2
FINRA other OTC	2024/06/21	17:17	0.993 USD	0.00	1

Issues	21					
Duesseldorf	2024/06/ 21	19:30	0.885 EUR	0.00		6
Australian Securities Exchange	2024/06/ 21	08:10	1.50 AUD	33.59		5,138

Company profile

Company Logo

Contact Details

BEACH ENERGY

--

Level 1, Conyngham Street 25 5065
Glenside, SA

Telefon: +61 8 8338 2833

Fax: +61 8 8338 2336

E-mail: info@beachpetroleum.com.au

Company Profile

-