

DIGITALIST GROUP PLC

ISIN: **FI0009008007** WKN: **DIGIGR**

Overview

2024/07/26 21:43:12

Price
0.0078 EURDifference  2.63% (0.00)

General attributes

ISIN	FI0009008007
Symbol	DIGIGR
Exchange	Berlin
Currency	EUR
Sector	Software
Security type	Stock
Market cap (m)	5 EUR
Benchmark	OMX HELSINKI 25

Market data

Bid (Bid size)	-
Ask (Ask size)	-
Open	0.0076 EUR
High	0.0078 EUR
Low	0.0076 EUR
Close (prev. day)	0.0076 EUR
VWAP	-
Volume (pcs)	0
Trading volume	0.00
Number of trades	17
Last size	0

Futures and Options










Related Futures	-
Related Options	-

5y



Information about previous performance does not guarantee future performance.
Source: FactSet

Recent research

on sector		on market	
Date		Headline	Download
2024/07/26		Equity Weekly	
2024/07/24		Global Equity Ratings	
2024/07/24		Aktienempfehlungen Global	
2024/07/15		Aktienempfehlungen Global	
2024/07/12		Global Equity Ratings	

Details

2024/07/26 21:43:12

Price

0.0078 EUR

Difference ▲ 2.63% (0.00)

General attributes

ISIN	F10009008007
Symbol	DIGIGR
Exchange	Berlin
Currency	EUR
Sector	Software
Security type	Stock
Market cap (m)	5 EUR
Benchmark	OMX HELSINKI 25

Market data

Bid (Bid size)	-
Ask (Ask size)	-
Open	0.0076 EUR
High	0.0078 EUR
Low	0.0076 EUR
Close (prev. day)	0.0076 EUR
VWAP	-
Volume (pcs)	0
Trading volume	0.00
Number of trades	17
Last size	0

Performance and Risk

	6m	1y	3y
Perf (%)	-50.63%	-59.79%	-82.11%
Perf (abs.)	-0.01	-0.01	-0.04
Beta	0.03	0.18	0.36
Volatility	43.20	37.19	40.53

5y



Information about previous performance does not guarantee future performance.
Source: FactSet

Price data

Ø price 5 days Ø volume 5 days (pcs.)	0.0077 EUR (0)
Ø price 30 days Ø volume 30 days (pcs.)	0.0077 EUR (0)
Ø price 100 days Ø volume 100 days (pcs.)	0.0082 EUR (0)
Ø price 250 days Ø volume 250 days (pcs.)	0.0135 EUR (0)
YTD High date	0.0162 EUR (2024/01/22)
YTD Low date	0.0022 EUR (2024/06/06)
52 Weeks High date	0.0198 EUR (2023/08/10)
52 Weeks Low date	0.0022 EUR (2024/06/06)

Arbitrage views

Exchange ⊕	Date	Time	Price	Trading volume (mio.)	Number of trades
Stuttgart	2024/07/26	08:29	0.006 EUR	0.00	1
Nasdaq Helsinki	2024/07/26	18:00	0.0078 EUR	0.00	4
London Stock Exchange	2019/03/29	17:25	0.0464 EUR	0.00	2
Berlin	2024/07/26	21:43	0.0078 EUR	0.00	17

Company profile

Company Logo



Company Profile

-

Contact Details

DIGITALIST GROUP

--

Pohjoisesplanadi 35 Aa 00100 Helsinki

Telefon: +358 424 2231

Fax: +358 2060 50220

E-mail: hellohelsinki@digitalistgroup.com