

# PHOTOCURE ASA

ISIN: **NO0010000045** WKN: -

## Overview

2024/04/29 08:20:45

**Price**  
4.705 EUR

**Difference**  0.21% (0.01)

### General attributes

ISIN	NO0010000045
Symbol	PHO
Exchange	Berlin
Currency	EUR
Sector	Chemical / Pharmaceutical / Health
Security type	Stock
Market cap (m)	128 EUR
Benchmark	NORWAY OSLO BORS ALL SHARE(TRG)

### Market data

Bid (Bid size)	4.605 EUR (700)
Ask (Ask size)	4.82 EUR (700)
Open	4.705 EUR
High	4.705 EUR
Low	4.705 EUR
Close (prev. day)	4.695 EUR
VWAP	-
Volume (pcs)	0
Trading volume	0.00
Number of trades	1
Last size	0

### Futures and Options










Related Futures	-
Related Options	-

5y



Information about previous performance does not guarantee future performance.  
**Source:** FactSet

### Recent research

on sector			
Date		Headline	Download
2024/04/26		Global Equity Ratings	
2024/04/26		Aktienempfehlungen Global	
2024/04/15		Aktienempfehlungen Österreich	
2024/04/03		Global Equity Ratings	
2024/04/03		Aktienempfehlungen Global	

## Details

2024/04/29 08:20:45

## Price

4.705 EUR

Difference ▲ 0.21% (0.01)

## General attributes

ISIN	NO0010000045
Symbol	PHO
Exchange	Berlin
Currency	EUR
Sector	Chemical / Pharmaceutical / Health
Security type	Stock
Market cap (m)	128 EUR
Benchmark	NORWAY OSLO BORS ALL SHARE(TRG)

## Market data

Bid (Bid size)	4.605 EUR (700)
Ask (Ask size)	4.82 EUR (700)
Open	4.705 EUR
High	4.705 EUR
Low	4.705 EUR
Close (prev. day)	4.695 EUR
VWAP	-
Volume (pcs)	0
Trading volume	0.00
Number of trades	1
Last size	0

## Performance and Risk

	6m	1y	3y
Perf (%)	+1.08%	+6.46%	-64.81%
Perf (abs.)	+0.05	+0.29	-8.65
Beta	0.60	0.81	0.60
Volatility	42.61	56.34	47.96

5y



Information about previous performance does not guarantee future performance.  
Source: FactSet

## Price data

Ø price 5 days   Ø volume 5 days (pcs.)	4.650 EUR (0)
Ø price 30 days   Ø volume 30 days (pcs.)	4.843 EUR (0)
Ø price 100 days   Ø volume 100 days (pcs.)	5.263 EUR (0)
Ø price 250 days   Ø volume 250 days (pcs.)	4.697 EUR (0)
YTD High   date	6.340 EUR (2024/01/10)
YTD Low   date	4.495 EUR (2024/04/19)
52 Weeks High   date	6.340 EUR (2024/01/10)
52 Weeks Low   date	3.510 EUR (2023/08/25)

## Arbitrage views

Exchange <span>⊕</span>	Date	Time	Price	Trading volume (mio.)	Number of trades
Tradegate	2024/04/26	22:02	4.695 EUR	0.00	1
Stuttgart	2024/04/29	08:14	4.695 EUR	0.00	1
London Stock Exchange	2023/11/29	17:38	50.2019 NOK	1.00	1
Frankfurt	2024/04/29	08:06	4.605 EUR	0.00	1
First North	2024/03/	12:11	57.80 NOK	0.01	3

Stockholm	22					
FINRA other OTC Issues	2024/03/06	16:42	5.95 USD	0.00		1
Duesseldorf	2024/04/29	08:12	4.69 EUR	0.00		1
Berlin	2024/04/29	08:20	4.705 EUR	0.00		1

## Company profile

### Company Logo



### Company Profile

-

### Contact Details

PHOTOCURE

--

----

Telefon: -

Fax: -

E-mail: -