

ALEXANDRIA REAL EST. EQU. INC.

ISIN: US0152711091 WKN: 015271109

Overview

2024/07/26 08:00:47

Price

105.60 EUR

Difference  0.38% (0.40)

General attributes

ISIN	US0152711091
Symbol	ARE
Exchange	Munich
Currency	EUR
Sector	Other
Security type	Stock
Market cap (m)	19,171 EUR
Benchmark	S&P 500

Market data

Bid (Bid size)	-
Ask (Ask size)	-
Open	105.60 EUR
High	105.60 EUR
Low	105.60 EUR
Close (prev. day)	105.20 EUR
VWAP	110.75 EUR
Volume (pcs)	0
Trading volume	0.00
Number of trades	2
Last size	0

Futures and Options

Related Futures	-
Related Options	-










5y



Information about previous performance does not guarantee future performance.

Source: FactSet

Recent research

on sector		on market	
Date		Headline	Download
2024/07/26		Equity Weekly	
2024/07/24		Global Equity Ratings	
2024/07/24		Aktienempfehlungen Global	
2024/07/15		Aktienempfehlungen Global	
2024/07/12		Global Equity Ratings	

Details

2024/07/26 08:00:47

Price

105.60 EUR

Difference ▲ 0.38% (0.40)

General attributes

ISIN	US0152711091
Symbol	ARE
Exchange	Munich
Currency	EUR
Sector	Other
Security type	Stock
Market cap (m)	19,171 EUR
Benchmark	S&P 500

Market data

Bid (Bid size)	-
Ask (Ask size)	-
Open	105.60 EUR
High	105.60 EUR
Low	105.60 EUR
Close (prev. day)	105.20 EUR
VWAP	110.75 EUR
Volume (pcs)	0
Trading volume	0.00
Number of trades	2
Last size	0

Performance and Risk

	6m	1y	3y
Perf (%)	-5.59%	-4.13%	-35.61%
Perf (abs.)	-6.25	-4.55	-58.40
Beta	1.03	1.42	1.01
Volatility	27.15	31.73	29.81

5y



Information about previous performance does not guarantee future performance.
Source: FactSet

Price data

Ø price 5 days Ø volume 5 days (pcs.)	109.55 EUR (0)
Ø price 30 days Ø volume 30 days (pcs.)	108.72 EUR (0)
Ø price 100 days Ø volume 100 days (pcs.)	109.94 EUR (0)
Ø price 250 days Ø volume 250 days (pcs.)	106.18 EUR (0)
YTD High date	117.65 EUR (2024/04/10)
YTD Low date	103.60 EUR (2024/02/14)
52 Weeks High date	120.60 EUR (2023/12/15)
52 Weeks Low date	85.66 EUR (2023/10/26)

Arbitrage views

Exchange ⊕	Date	Time	Price	Trading volume (mio.)	Number of trades
Tradegate	2024/07/26	22:26	109.55 EUR	0.02	5
Stuttgart	2024/07/26	15:44	107.80 EUR	0.00	6
NYSE	2024/07/26	22:00	118.92 USD	109.38	16,722
Munich	2024/07/26	08:00	105.60 EUR	0.00	2
London Stock	2024/02/	16:48	118.63 USD	0.01	1

Exchange	16						
Hanover	2024/07/26	16:39	109.35	EUR	0.01		2
Frankfurt	2024/07/26	15:29	106.35	EUR	0.00		5
Duesseldorf	2024/07/26	19:31	109.60	EUR	0.00		7
Berlin	2024/07/26	08:07	107.25	EUR	0.00		1

Company profile

Company Logo



ALEXANDRIA.

Contact Details

ALEXANDRIA REAL ESTATE EQUITIES
INC.

--

26 North Euclid Avenue - 91101 Pasadena

Telefon: +1-626-578-0777

Fax: +1-626-578-0896

E-mail: -

Company Profile

-

Members of Management Board

Joel Marcus Chairman of Board of Directors

Maria Freire Member of Board of Directors

Cynthia Feldmann Member of Board of Directors

James Cain Member of Board of Directors

Michael Woronoff Member of Board of Directors

Richard Klein Member of Board of Directors

Sheila McGrath Member of Board of Directors

Steven Hash Member of Board of Directors

Peter M. Moglia Chairman of Managing Board

Andres R. Gavinet Member of Executive Committee

Daniel Ryan Member of Executive Committee

Gary D. Dean Member of Executive Committee

Hart Cole Member of Executive Committee

Hunter L. Kass Member of Executive Committee

Jackie B. Clem Member of Executive Committee

Joel S. Marcus Member of Executive Committee

Joseph Hakman Member of Executive Committee

Kristina A. Fukuzaki-Carlson Member of Executive Committee

Lawrence J. Diamond Member of Executive Committee

Madeleine T. Alsbrook Member of Executive Committee

Marc E. Binda Member of Executive Committee

Onn C. Lee Member of Executive Committee

Vincent R. Ciruzzi Member of Executive Committee