

ALEXANDRIA REAL EST. EQU. INC.

ISIN: US0152711091 WKN: 015271109

Overview

2024/07/26 15:29:02

Price
106.35 EURDifference  0.76% (0.80)

General attributes

ISIN	US0152711091
Symbol	ARE
Exchange	Frankfurt
Currency	EUR
Sector	Other
Security type	Stock
Market cap (m)	19,164 EUR
Benchmark	S&P 500

Market data

Bid (Bid size)	-
Ask (Ask size)	-
Open	105.65 EUR
High	106.45 EUR
Low	105.65 EUR
Close (prev. day)	105.55 EUR
VWAP	107.20 EUR
Volume (pcs)	0
Trading volume	0.00
Number of trades	5
Last size	0











Futures and Options

Related Futures	-
Related Options	-



Information about previous performance does not guarantee future performance.
Source: FactSet

Recent research

on sector		on market	
Date		Headline	Download
2024/07/26		Equity Weekly	
2024/07/24		Global Equity Ratings	
2024/07/24		Aktienempfehlungen Global	
2024/07/15		Aktienempfehlungen Global	
2024/07/12		Global Equity Ratings	

Details

2024/07/26 15:29:02

Price

106.35 EUR

Difference ▲ 0.76% (0.80)

General attributes

ISIN	US0152711091
Symbol	ARE
Exchange	Frankfurt
Currency	EUR
Sector	Other
Security type	Stock
Market cap (m)	19,164 EUR
Benchmark	S&P 500

Market data

Bid (Bid size)	-
Ask (Ask size)	-
Open	105.65 EUR
High	106.45 EUR
Low	105.65 EUR
Close (prev. day)	105.55 EUR
VWAP	107.20 EUR
Volume (pcs)	0
Trading volume	0.00
Number of trades	5
Last size	0

Performance and Risk

	6m	1y	3y
Perf (%)	-5.97%	-4.40%	-35.55%
Perf (abs.)	-6.75	-4.90	-58.65
Beta	1.03	1.42	1.01
Volatility	28.56	31.75	29.43



Information about previous performance does not guarantee future performance.
Source: FactSet

Price data

Ø price 5 days Ø volume 5 days (pcs.)	110.27 EUR (14)
Ø price 30 days Ø volume 30 days (pcs.)	109.61 EUR (5)
Ø price 100 days Ø volume 100 days (pcs.)	110.79 EUR (4)
Ø price 250 days Ø volume 250 days (pcs.)	107.19 EUR (53)
YTD High date	119.55 EUR (2024/03/28)
YTD Low date	104.55 EUR (2024/05/30)
52 Weeks High date	122.15 EUR (2023/12/15)
52 Weeks Low date	86.50 EUR (2023/10/26)

Arbitrage views

Exchange ⊕	Date	Time	Price	Trading volume (mio.)	Number of trades
Tradegate	2024/07/26	22:26	109.55 EUR	0.02	5
Stuttgart	2024/07/26	15:44	107.80 EUR	0.00	6
NYSE	2024/07/26	22:00	118.92 USD	109.38	16,722
Munich	2024/07/26	08:00	105.60 EUR	0.00	2
London Stock	2024/02/	16:48	118.63 USD	0.01	1

Exchange	16						
Hanover	2024/07/26	16:39	109.35	EUR	0.01		2
Frankfurt	2024/07/26	15:29	106.35	EUR	0.00		5
Duesseldorf	2024/07/26	19:31	109.60	EUR	0.00		7
Berlin	2024/07/26	08:07	107.25	EUR	0.00		1

Company profile

Company Logo



ALEXANDRIA.

Contact Details

ALEXANDRIA REAL ESTATE EQUITIES
INC.

--

26 North Euclid Avenue - 91101 Pasadena

Telefon: +1-626-578-0777

Fax: +1-626-578-0896

E-mail: -

Company Profile

-

Members of Management Board

Joel Marcus	Chairman of Board of Directors
Maria Freire	Member of Board of Directors
Cynthia Feldmann	Member of Board of Directors
James Cain	Member of Board of Directors
Michael Woronoff	Member of Board of Directors
Richard Klein	Member of Board of Directors
Sheila McGrath	Member of Board of Directors
Steven Hash	Member of Board of Directors
Peter M. Moglia	Chairman of Managing Board
Andres R. Gavinet	Member of Executive Committee
Daniel Ryan	Member of Executive Committee
Gary D. Dean	Member of Executive Committee
Hart Cole	Member of Executive Committee
Hunter L. Kass	Member of Executive Committee
Jackie B. Clem	Member of Executive Committee
Joel S. Marcus	Member of Executive Committee
Joseph Hakman	Member of Executive Committee
Kristina A. Fukuzaki-Carlson	Member of Executive Committee
Lawrence J. Diamond	Member of Executive Committee
Madeleine T. Alsbrook	Member of Executive Committee
Marc E. Binda	Member of Executive Committee
Onn C. Lee	Member of Executive Committee
Vincent R. Ciruzzi	Member of Executive Committee