

## ACRINOVA AB CLASS A

ISIN: SE0015660014 WKN: -

## Overview

2024/08/16 08:05:06

Price  
0.82 EURDifference  0.00% (0.00)

## General attributes

ISIN	SE0015660014
Symbol	ACRI A
Exchange	Frankfurt
Currency	EUR
Sector	Other
Security type	Stock
Market cap (m)	57 EUR
Benchmark	OMX STOCKHOLM 30 INDEX

## Market data

Bid (Bid size)	-
Ask (Ask size)	-
Open	0.82 EUR
High	0.82 EUR
Low	0.82 EUR
Close (prev. day)	0.82 EUR
VWAP	1.31 EUR
Volume (pcs)	0
Trading volume	0.00
Number of trades	1
Last size	0

## Futures and Options









Related Futures	-
Related Options	-

5y



Information about previous performance does not guarantee future performance.  
Source: FactSet

## Recent research

on sector			
Date		Headline	Download
2024/08/16		Equity Weekly	
2024/08/13		Aktienempfehlungen Österreich	
2024/08/12		Global Equity Ratings	
2024/08/12		Aktienempfehlungen Global	
2024/08/09		Equity Weekly	

## Details

2024/08/16 08:05:06

Price  
0.82 EURDifference ↔ 0.00% (0.00)

## General attributes

ISIN	SE0015660014
Symbol	ACRI A
Exchange	Frankfurt
Currency	EUR
Sector	Other
Security type	Stock
Market cap (m)	57 EUR
Benchmark	OMX STOCKHOLM 30 INDEX

## Market data

Bid (Bid size)	-
Ask (Ask size)	-
Open	0.82 EUR
High	0.82 EUR
Low	0.82 EUR
Close (prev. day)	0.82 EUR
VWAP	1.31 EUR
Volume (pcs)	0
Trading volume	0.00
Number of trades	1
Last size	0

## Performance and Risk

	6m	1y	3y
Perf (%)	+28.13%	+26.15%	-37.16%
Perf (abs.)	+0.18	+0.17	-0.49
Beta	0.83	0.46	0.34
Volatility	76.23	72.54	52.43



Information about previous performance does not guarantee future performance.  
Source: FactSet

## Price data

Ø price 5 days   Ø volume 5 days (pcs.)	0.81 EUR (0)
Ø price 30 days   Ø volume 30 days (pcs.)	0.81 EUR (0)
Ø price 100 days   Ø volume 100 days (pcs.)	0.74 EUR (0)
Ø price 250 days   Ø volume 250 days (pcs.)	0.71 EUR (0)
YTD High   date	0.88 EUR (2024/07/09)
YTD Low   date	0.57 EUR (2024/04/16)
52 Weeks High   date	0.88 EUR (2024/07/09)
52 Weeks Low   date	0.57 EUR (2024/04/16)

## Arbitrage views

Exchange <span>⊕</span>	Date	Time	Price	Trading volume (mio.)	Number of trades
Nasdaq Stockholm	2024/08/16	18:00	9.90 SEK	0.00	6
Frankfurt	2024/08/16	08:05	0.82 EUR	0.00	1

## Company profile

### Company Logo



### Company Profile

-

### Contact Details

ACRINOVA

--

----

Telefon: -

Fax: -

E-mail: -