

CONDOR RESOURCES INC.

ISIN: CA20676U1049 WKN: -

Overview

2024/07/26 19:53:17

Price
0.14 CADDifference  0.00% (0.00)

General attributes

ISIN	CA20676U1049
Symbol	CN
Exchange	TSX Venture Exchange
Currency	CAD
Sector	Energy / Commodities
Security type	Stock
Market cap (m)	13 EUR
Benchmark	S&P/TSX 60 INDEX

Market data

Bid (Bid size)	0.14 CAD (4,000)
Ask (Ask size)	0.145 CAD (11,000)
Open	0.135 CAD
High	0.14 CAD
Low	0.135 CAD
Close (prev. day)	0.14 CAD
VWAP	0.138653 CAD
Volume (pcs)	21,900
Trading volume	3,036.50
Number of trades	4
Last size	10,000

Futures and Options






Related Futures	-
Related Options	-

5y



Information about previous performance does not guarantee future performance.
Source: FactSet

Recent research

on sector			
Date		Headline	Download
2024/07/26		Equity Weekly	
2024/07/24		Global Equity Ratings	
2024/07/24		Aktienempfehlungen Global	
2024/07/15		Aktienempfehlungen Global	
2024/07/12		Equity Weekly	

Details

2024/07/26 19:53:17

Price

0.14 CAD

Difference ➔ 0.00% (0.00)

General attributes

ISIN	CA20676U1049
Symbol	CN
Exchange	TSX Venture Exchange
Currency	CAD
Sector	Energy / Commodities
Security type	Stock
Market cap (m)	13 EUR
Benchmark	S&P/TSX 60 INDEX

Market data

Bid (Bid size)	0.14 CAD (4,000)
Ask (Ask size)	0.145 CAD (11,000)
Open	0.135 CAD
High	0.14 CAD
Low	0.135 CAD
Close (prev. day)	0.14 CAD
VWAP	0.138653 CAD
Volume (pcs)	21,900
Trading volume	3,036.50
Number of trades	4
Last size	10,000

Performance and Risk

	6m	1y	3y
Perf (%)	-69.57%	-65.00%	-22.22%
Perf (abs.)	-0.32	-0.26	-0.04
Beta	5.58	2.58	0.50
Volatility	213.71	171.78	148.48

5y



Information about previous performance does not guarantee future performance.
Source: FactSet

Price data

Ø price 5 days Ø volume 5 days (pcs.)	0.14 CAD (15,469)
Ø price 30 days Ø volume 30 days (pcs.)	0.15 CAD (41,373)
Ø price 100 days Ø volume 100 days (pcs.)	0.15 CAD (65,344)
Ø price 250 days Ø volume 250 days (pcs.)	0.29 CAD (126,152)
YTD High date	0.52 CAD (2024/01/17)
YTD Low date	0.11 CAD (2024/02/27)
52 Weeks High date	0.57 CAD (2023/10/23)
52 Weeks Low date	0.11 CAD (2024/02/27)

All listings for CONDOR RESOURCES INC.

Exchange ⬆	Date	Time	Price	Trading volume (mio.)	Number of trades
Tradegate	2024/07/26	22:02	0.0948 EUR	0.00	1
TSX Venture Exchange	2024/07/26	19:53	0.14 CAD	0.00	4
FINRA other OTC Issues	2024/07/23	20:39	0.1039 USD	0.00	1

Company profile

Company Logo



Company Profile

-

Contact Details

CONDOR RESOURCES

--

Telefon: -

Fax: -

E-mail: -