

UCORE RARE METALS INC.

ISIN: CA90348V3011 WKN: -

Overview

2024/07/26 20:20:01

Price
0.68 CADDifference  0.00% (0.00)

General attributes

ISIN	CA90348V3011
Symbol	UCU
Exchange	TSX Venture Exchange
Currency	CAD
Sector	Energy / Commodities
Security type	Stock
Market cap (m)	28 EUR
Benchmark	S&P/TSX 60 INDEX

Market data

Bid (Bid size)	0.67 CAD (12,000)
Ask (Ask size)	0.68 CAD (500)
Open	0.70 CAD
High	0.70 CAD
Low	0.68 CAD
Close (prev. day)	0.68 CAD
VWAP	0.683889 CAD
Volume (pcs)	29,568
Trading volume	20,221.24
Number of trades	11
Last size	14,000

Futures and Options










Related Futures	-
Related Options	-

5y



Information about previous performance does not guarantee future performance.
Source: FactSet

Recent research

on sector			
Date		Headline	Download
2024/07/26		Equity Weekly	
2024/07/24		Global Equity Ratings	
2024/07/24		Aktienempfehlungen Global	
2024/07/15		Aktienempfehlungen Global	
2024/07/12		Equity Weekly	

Details

2024/07/26 20:20:01

Price

0.68 CAD

 Difference ↔ 0.00% (0.00)

General attributes

ISIN	CA90348V3011
Symbol	UCU
Exchange	TSX Venture Exchange
Currency	CAD
Sector	Energy / Commodities
Security type	Stock
Market cap (m)	28 EUR
Benchmark	S&P/TSX 60 INDEX

Market data

Bid (Bid size)	0.67 CAD (12,000)
Ask (Ask size)	0.68 CAD (500)
Open	0.70 CAD
High	0.70 CAD
Low	0.68 CAD
Close (prev. day)	0.68 CAD
VWAP	0.683889 CAD
Volume (pcs)	29,568
Trading volume	20,221.24
Number of trades	11
Last size	14,000

Performance and Risk

	6m	1y	3y
Perf (%)	-17.07%	-26.09%	-24.44%
Perf (abs.)	-0.14	-0.24	-0.22
Beta	0.59	0.28	0.56
Volatility	44.27	53.10	64.92

5y



Information about previous performance does not guarantee future performance.
Source: FactSet

Price data

Ø price 5 days Ø volume 5 days (pcs.)	0.69 CAD (32,899)
Ø price 30 days Ø volume 30 days (pcs.)	0.66 CAD (19,693)
Ø price 100 days Ø volume 100 days (pcs.)	0.71 CAD (17,648)
Ø price 250 days Ø volume 250 days (pcs.)	0.75 CAD (22,795)
YTD High date	0.95 CAD (2024/01/03)
YTD Low date	0.56 CAD (2024/06/28)
52 Weeks High date	0.98 CAD (2023/12/22)
52 Weeks Low date	0.56 CAD (2024/06/28)

All listings for UCORE RARE METALS INC.

Exchange ⊕	Date	Time	Price	Trading volume (mio.)	Number of trades
Tradegate	2024/07/26	22:02	0.454 EUR	0.00	1
TSX Venture Exchange	2024/07/26	20:20	0.68 CAD	0.02	11
Stuttgart	2024/07/26	14:44	0.45 EUR	0.00	5
Frankfurt	2024/07/26	08:05	0.44 EUR	0.00	2
FINRA other OTC	2024/07/26	20:04	0.49 USD	0.00	9

Issues	26						
Berlin	2024/07/26	20:48	0.449	EUR	0.00		20

Company profile

Company Logo



Company Profile

-

Contact Details

UCORE RARE METALS

--

Waterfront Drive, Suite 106 210 B4A 0H3
Bedford

Telefon: +1 902 482 5214

Fax: +1 (902) 492-0917

E-mail: info@ucore.com