

BARRY CALLEBAUT AG

ISIN: CH0009002962 WKN: 900296

Overview

2019/06/28 08:01:06

5y

Price

1,758.00 EUR

Difference  0.74% (13.00)

General attributes

ISIN	CH0009002962
Symbol	BARN
Exchange	Hamburg
Currency	EUR
Sector	Consumer Products
Security type	Stock
Market cap (m)	8,455 EUR
Benchmark	SWISS MARKET INDEX

Market data

Bid (Bid size)	-
Ask (Ask size)	-
Open	1,758.00 EUR
High	1,758.00 EUR
Low	1,758.00 EUR
Close (prev. day)	1,745.00 EUR
VWAP	-
Volume (pcs)	0
Trading volume	0.00
Number of trades	2
Last size	0








Futures and Options

Related Futures	15
Related Options	-

Chart
not available

Information about previous performance does not guarantee future performance.
Source: FactSet

Recent research

on sector		on market	
Date		Headline	Download
2024/09/11		Global Equity Ratings	
2024/09/11		Aktienempfehlungen Global	
2024/09/09		Aktienempfehlungen Österreich	
2024/09/05		Global Equity Ratings	
2024/09/05		Aktienempfehlungen Global	

Details

2019/06/28 08:01:06

Price
1,758.00 EUR

Difference ▲ 0.74% (13.00)

General attributes

ISIN	CH0009002962
Symbol	BARN
Exchange	Hamburg
Currency	EUR
Sector	Consumer Products
Security type	Stock
Market cap (m)	8,455 EUR
Benchmark	SWISS MARKET INDEX

Market data

Bid (Bid size)	-
Ask (Ask size)	-
Open	1,758.00 EUR
High	1,758.00 EUR
Low	1,758.00 EUR
Close (prev. day)	1,745.00 EUR
VWAP	-
Volume (pcs)	0
Trading volume	0.00
Number of trades	2
Last size	0

Performance and Risk

	6m	1y	3y
Perf (%)	+28.60%	+12.98%	+69.72%
Perf (abs.)	+391.00	+202.00	+722.16
Beta	-	-	-
Volatility	19.82	22.19	21.96

5y

Chart
not available

Information about previous performance does not guarantee future performance.
Source: FactSet

Price data

Ø price 5 days Ø volume 5 days (pcs.)	1,751.60 EUR (0)
Ø price 30 days Ø volume 30 days (pcs.)	1,746.63 EUR (0)
Ø price 100 days Ø volume 100 days (pcs.)	1,631.71 EUR (0)
Ø price 250 days Ø volume 250 days (pcs.)	1,572.36 EUR (0)
YTD High date	1,785.00 EUR (2019/06/21)
YTD Low date	1,346.00 EUR (2019/01/17)
52 Weeks High date	1,785.00 EUR (2019/06/21)
52 Weeks Low date	1,337.00 EUR (2018/12/27)

All listings for BARRY CALLEBAUT AG

Exchange ⊕	Date	Time	Price	Trading volume (mio.)	Number of trades
Stuttgart	2019/06/28	15:43	1,753.00 EUR	0.00	6
SIX Swiss Exchange	2024/09/13	17:31	1,455.00 CHF	7.33	729
London Stock Exchange European Trade Reporting	2024/09/13	17:20	1,446.00 CHF	0.00	2
Hamburg	2019/06/28	08:01	1,758.00 EUR	0.00	2

Frankfurt	2019/ 06/28	19:56	1,760.00 EUR	0.02	5
FINRA other OTC Issues	2024/ 09/03	19:50	1,600.00 USD	0.00	2
Berlin	2019/ 06/28	18:47	1,765.00 EUR	0.00	13

Company profile

Company Logo



Contact Details

BARRY CALLEBAUT AG

--

Hardturmstrasse 181 - 8005 Zürich

Telefon: +41-43-204-04-04

Fax: +

E-mail: -

Company Profile

-

Members of Management Board

Peter Feld Chairman of Managing Board

Clemens Woehrlé Member of Executive Committee

Jutta Suchanek Member of Executive Committee

Massimo Selmo Member of Executive Committee

Peter Vanneste Member of Executive Committee

Steven Retzlaff Member of Executive Committee

Board of directors

Markus Rudolf Neuhaus Member of the administrative board

Antoine Bernard de Saint-Affrique Member of the administrative board

Fernando Aguirre Member of the administrative board

Mauricio Graber Member of the administrative board

Nicolas Jacobs Member of the administrative board

Thomas Intrator Member of the administrative board

Timothy Minges Member of the administrative board

Yen Yen Tan Member of the administrative board

Patrick de Maeseneire Chairman of the administrative board