

RUPERT RESOURCES LTD.

ISIN: CA78165J1057 WKN: -

Overview

2024/07/26 18:45:11

Price
2.5951 USDDifference  -0.19% (-0.00)

General attributes

ISIN	CA78165J1057
Symbol	RUP
Exchange	FINRA other OTC Issues
Currency	USD
Sector	Energy / Commodities
Security type	Stock
Market cap (m)	491 EUR
Benchmark	S&P/TSX 60 INDEX

Market data

Bid (Bid size)	-
Ask (Ask size)	-
Open	2.5927 USD
High	2.5951 USD
Low	2.5927 USD
Close (prev. day)	2.60 USD
VWAP	2.593363 USD
Volume (pcs)	2,825
Trading volume	7,357.10
Number of trades	6
Last size	100

Futures and Options





Related Futures	-
Related Options	-

5y



Information about previous performance does not guarantee future performance.
Source: FactSet

Recent research

on sector			
Date		Headline	Download
2024/07/26		Equity Weekly	
2024/07/24		Global Equity Ratings	
2024/07/24		Aktienempfehlungen Global	
2024/07/15		Aktienempfehlungen Global	
2024/07/12		Equity Weekly	

Details

2024/07/26 18:45:11

Price

2.5951 USD

 Difference ▼ -0.19% (-0.00)

General attributes

ISIN	CA78165J1057
Symbol	RUP
Exchange	FINRA other OTC Issues
Currency	USD
Sector	Energy / Commodities
Security type	Stock
Market cap (m)	491 EUR
Benchmark	S&P/TSX 60 INDEX

Market data

Bid (Bid size)	-
Ask (Ask size)	-
Open	2.5927 USD
High	2.5951 USD
Low	2.5927 USD
Close (prev. day)	2.60 USD
VWAP	2.593363 USD
Volume (pcs)	2,825
Trading volume	7,357.10
Number of trades	6
Last size	100

Performance and Risk

	6m	1y	3y
Perf (%)	+8.13%	-13.50%	-
Perf (abs.)	+0.20	-0.40	-
Beta	1.03	1.20	0.77
Volatility	46.36	50.51	49.46

5y



Information about previous performance does not guarantee future performance.
Source: FactSet

Price data

Ø price 5 days Ø volume 5 days (pcs.)	2.6360 USD (1,721)
Ø price 30 days Ø volume 30 days (pcs.)	2.7579 USD (1,973)
Ø price 100 days Ø volume 100 days (pcs.)	2.8178 USD (3,302)
Ø price 250 days Ø volume 250 days (pcs.)	2.6423 USD (4,150)
YTD High date	3.2600 USD (2024/04/29)
YTD Low date	2.1800 USD (2024/02/21)
52 Weeks High date	3.2600 USD (2024/04/29)
52 Weeks Low date	2.0600 USD (2023/11/14)

All listings for RUPERT RESOURCES LTD.

Exchange	Date	Time	Price	Trading volume (mio.)	Number of trades
Toronto Stock Exchange	2024/07/26	21:57	3.61 CAD	0.10	43
Stuttgart	2024/07/26	14:44	2.34 EUR	0.00	3
Munich	2024/07/26	08:02	2.46 EUR	0.00	1
Frankfurt	2024/07/26	08:10	2.34 EUR	0.00	1
FINRA other OTC	2024/07/26	18:45	2.5951 USD	0.01	6

Issues	26					
Duesseldorf	2024/07/ 26	19:32	2.32 EUR	0.00		5
Berlin	2024/07/ 26	20:22	2.44 EUR	0.00		13

Company profile

Company Logo



Company Profile

-

Contact Details

RUPERT RESOURCES

--

Telefon: -

Fax: -

E-mail: -