

## DESERT GOLD VENTURES INC.

ISIN: CA25039N4084 WKN: -

## Overview

2024/06/26 20:34:19

Price  
0.06 CADDifference  -20.00% (-0.02)

## General attributes

ISIN	CA25039N4084
Symbol	DAU
Exchange	TSX Venture Exchange
Currency	CAD
Sector	Energy / Commodities
Security type	Stock
Market cap (m)	9 EUR
Benchmark	S&P/TSX 60 INDEX

## Market data

Bid (Bid size)	0.06 CAD (31,000)
Ask (Ask size)	0.07 CAD (11,000)
Open	0.065 CAD
High	0.065 CAD
Low	0.06 CAD
Close (prev. day)	0.075 CAD
VWAP	0.063333 CAD
Volume (pcs)	3,000
Trading volume	190.00
Number of trades	2
Last size	1,000

## Futures and Options




Related Futures	-
Related Options	-

5y



Information about previous performance does not guarantee future performance.  
Source: FactSet

## Recent research

on sector		
Date	Headline	Download
2024/06/24	 Aktienempfehlungen Österreich	
2024/06/21	 Global Equity Ratings	
2024/06/21	 Aktienempfehlungen Global	
2024/06/14	 Equity Weekly	
2024/06/14	 Global Equity Ratings	

## Details

2024/06/26 20:34:19

## Price

0.06 CAD

Difference ▼ -20.00% (-0.02)

## General attributes

ISIN	CA25039N4084
Symbol	DAU
Exchange	TSX Venture Exchange
Currency	CAD
Sector	Energy / Commodities
Security type	Stock
Market cap (m)	9 EUR
Benchmark	S&P/TSX 60 INDEX

## Market data

Bid (Bid size)	0.06 CAD (31,000)
Ask (Ask size)	0.07 CAD (11,000)
Open	0.065 CAD
High	0.065 CAD
Low	0.06 CAD
Close (prev. day)	0.075 CAD
VWAP	0.063333 CAD
Volume (pcs)	3,000
Trading volume	190.00
Number of trades	2
Last size	1,000

## Performance and Risk

	6m	1y	3y
Perf (%)	+50.00%	-7.69%	-64.71%
Perf (abs.)	+0.02	-0.01	-0.11
Beta	-0.48	1.98	0.81
Volatility	169.65	165.32	134.10

5y



Information about previous performance does not guarantee future performance.  
Source: FactSet

## Price data

Ø price 5 days   Ø volume 5 days (pcs.)	0.06 CAD (321,430)
Ø price 30 days   Ø volume 30 days (pcs.)	0.06 CAD (77,530)
Ø price 100 days   Ø volume 100 days (pcs.)	0.07 CAD (99,486)
Ø price 250 days   Ø volume 250 days (pcs.)	0.05 CAD (89,331)
YTD High   date	0.10 CAD (2024/04/03)
YTD Low   date	0.04 CAD (2024/01/16)
52 Weeks High   date	0.10 CAD (2024/04/03)
52 Weeks Low   date	0.03 CAD (2023/09/12)

## Arbitrage views

Exchange <span>⊕</span>	Date	Time	Price	Trading volume (mio.)	Number of trades
Tradegate	2024/06/28	22:26	0.048 EUR	0.00	1
TSX Venture Exchange	2024/06/26	20:34	0.06 CAD	0.00	2
Stuttgart	2024/06/28	15:35	0.04 EUR	0.00	2
Munich	2024/06/28	08:04	0.0445 EUR	0.00	1
Frankfurt	2024/06/28	08:10	0.04 EUR	0.00	2

	28					
FINRA other OTC Issues	2024/06/28	21:59	0.0516	USD	0.01	3
Berlin	2024/06/28	20:48	0.0465	EUR	0.00	22

## Company profile

### Company Logo



### Company Profile

-

### Contact Details

DESERT GOLD VENTURES INC

--

----

Telefon: -

Fax: -

E-mail: -