

VONOVIA SE

ISIN: **DE000A1ML7J1**

WKN: **A1ML7J**

Overview

2020/03/13 17:35:04

Price
44.9617 CHF

Difference  1.33% (0.59)

General attributes

| | |
|----------------|--------------------|
| ISIN | DE000A1ML7J1 |
| Symbol | VNA |
| Exchange | SIX Swiss Exchange |
| Currency | CHF |
| Sector | Other |
| Security type | Stock |
| Market cap (m) | 20,562 EUR |
| Benchmark | GERMANY DAX |

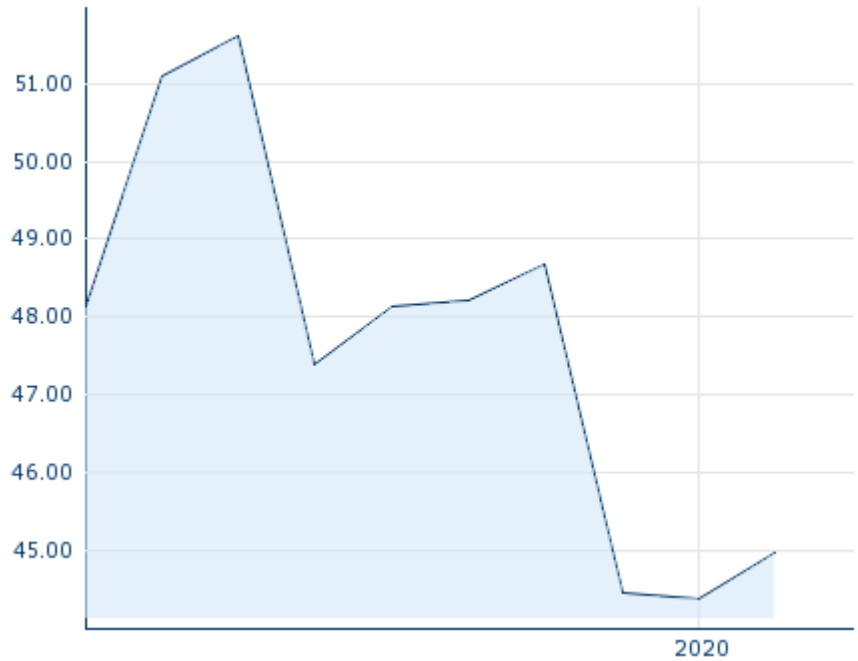
Market data

| | |
|-------------------|-------------------|
| Bid (Bid size) | 60.30 CHF (34) |
| Ask (Ask size) | 44.3716 CHF (961) |
| Open | 44.9617 CHF |
| High | 44.9617 CHF |
| Low | 44.9617 CHF |
| Close (prev. day) | 44.3716 CHF |
| VWAP | 21.36 CHF |
| Volume (pcs) | - |
| Trading volume | - |
| Number of trades | 1 |
| Last size | - |

Futures and Options

| | |
|-----------------|----|
| Related Futures | 38 |
| Related Options | - |

5y







Information about previous performance does not guarantee future performance.
Source: FactSet

Erste Group related products on underlying

| Product type | # products |
|--------------|------------|
| Turbos | 34 |

Recent research

| on sector | | on market | |
|------------|---|---|--|
| Date | Headline | Download | |
| 2024/04/19 |  Equity Weekly |  | |
| 2024/04/15 |  Aktienempfehlungen Österreich |  | |
| 2024/04/12 |  Equity Weekly |  | |
| 2024/04/05 |  Equity Weekly |  | |
| 2024/04/03 |  Global Equity Ratings |  | |

Details

2020/03/13 17:35:04

Price

44.9617 CHF

Difference ▲ 1.33% (0.59)

General attributes

| | |
|----------------|--------------------|
| ISIN | DE000A1ML7J1 |
| Symbol | VNA |
| Exchange | SIX Swiss Exchange |
| Currency | CHF |
| Sector | Other |
| Security type | Stock |
| Market cap (m) | 20,562 EUR |
| Benchmark | GERMANY DAX |

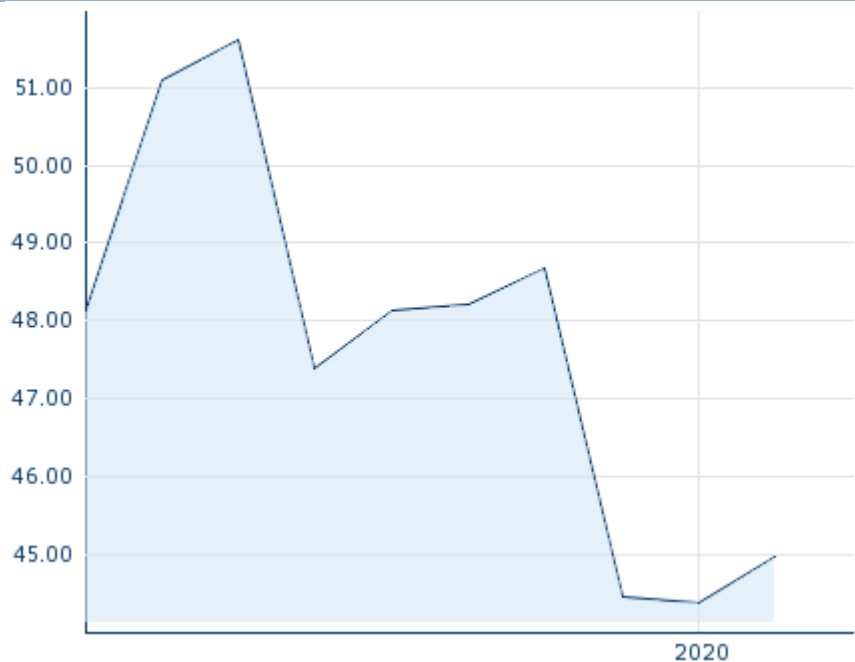
Market data

| | |
|-------------------|-------------------|
| Bid (Bid size) | 60.30 CHF (34) |
| Ask (Ask size) | 44.3716 CHF (961) |
| Open | 44.9617 CHF |
| High | 44.9617 CHF |
| Low | 44.9617 CHF |
| Close (prev. day) | 44.3716 CHF |
| VWAP | 21.36 CHF |
| Volume (pcs) | - |
| Trading volume | - |
| Number of trades | 1 |
| Last size | - |

Performance and Risk

| | 6m | 1y | 3y |
|-------------|------|------|------|
| Perf (%) | - | - | - |
| Perf (abs.) | - | - | - |
| Beta | 1.64 | 1.48 | 1.10 |
| Volatility | - | - | - |

5y



Information about previous performance does not guarantee future performance.
Source: FactSet

Price data

| | |
|---|-----------------|
| Ø price 5 days Ø volume 5 days (pcs.) | - CHF (-) |
| Ø price 30 days Ø volume 30 days (pcs.) | - CHF (120,328) |
| Ø price 100 days Ø volume 100 days (pcs.) | - CHF (42,197) |
| Ø price 250 days Ø volume 250 days (pcs.) | - CHF (16,968) |
| YTD High date | - CHF (-) |
| YTD Low date | - CHF (-) |
| 52 Weeks High date | - CHF (-) |
| 52 Weeks Low date | - CHF (-) |

Erste Group related products on underlying

| Product type | # products |
|--------------|------------|
| Turbos | 34 |

All listings for VONOVIA SE

| Exchange ⊕ | Date | Time | Price | Trading volume (mio.) | Number of trades |
|-------------------------|------------|-------|-----------|-----------------------|------------------|
| Xetra | 2024/04/25 | 17:35 | 25.24 EUR | 48.48 | 4,456 |

| | | | | | |
|---|----------------|-------|-------------|------|-----|
| Vienna Stock Exchange | 2024/ 04/25 | 17:32 | 25.28 EUR | 0.00 | 2 |
| Tradegate | 2024/ 04/25 | 22:26 | 25.28 EUR | 2.42 | 319 |
| Stuttgart | 2024/ 04/25 | 21:59 | 25.26 EUR | 0.61 | 228 |
| SIX Swiss Exchange | 2020/ 03/13 | 17:35 | 44.9617 CHF | 0.00 | 1 |
| Munich | 2024/ 04/25 | 15:57 | 25.04 EUR | 0.02 | 2 |
| London Stock Exchange European Trade Reporting | 2024/ 04/25 | 17:30 | 25.22 EUR | 0.00 | 2 |
| Hanover | 2024/ 04/25 | 08:16 | 25.26 EUR | 0.00 | 3 |
| Hamburg | 2024/ 04/25 | 17:16 | 25.15 EUR | 0.01 | 3 |
| Frankfurt | 2024/ 04/25 | 19:37 | 25.30 EUR | 0.01 | 7 |
| FINRA other OTC Issues | 2024/ 04/25 | 15:51 | 26.935 USD | 0.01 | 4 |
| Euronext Milan MTF Trading After Hours | 2024/ 04/25 | 17:44 | 25.11 EUR | 0.00 | 1 |
| Euronext Milan MTF Global Equity Market | 2024/ 04/25 | 17:44 | 25.11 EUR | 0.03 | 2 |
| Duesseldorf | 2024/ 04/25 | 19:32 | 25.18 EUR | 0.00 | 5 |
| Berlin | 2024/ 04/25 | 21:52 | 25.28 EUR | 0.00 | 17 |

Company profile

Company Logo



Contact Details

VONOVIA SE

--

Universitätsstrasse 133 - 44803 Bochum

Telefon: +49-234-314-0

Fax: +49-234-314-1314

E-mail: info@vonovia.de

Company Profile

-

Members of Management Board

Rolf Buch Chairman of Managing Board

Arnd Fittkau Member of Executive Committee

Daniel Riedl Member of Executive Committee

Philip Grosse Member of Executive Committee

Ruth Werhahn Member of Executive Committee

Board of directors

Clara-Christina Streit Chairman of Supervisory Board

Ariane Reinhart Member of Supervisory Board

Daniela Gerd Tom Markotten Member of Supervisory Board

Florian Funck Member of Supervisory Board

Ute Geipel-Faber Member of Supervisory Board

Christian Ulbrich Member of Supervisory Board

Hildegard Müller Member of Supervisory Board

Jurgen Fenk Member of Supervisory Board

Matthias Hünlein Member of Supervisory Board

Vitus Eckert Member of Supervisory Board