

VONOVIA SE

ISIN: **DE000A1ML7J1**

WKN: **A1ML7J**

Overview

2020/03/13 17:35:04

Price
44.9617 CHF

Difference  1.33% (0.59)

General attributes

ISIN	DE000A1ML7J1
Symbol	VNA
Exchange	SIX Swiss Exchange
Currency	CHF
Sector	Other
Security type	Stock
Market cap (m)	20,521 EUR
Benchmark	GERMANY DAX

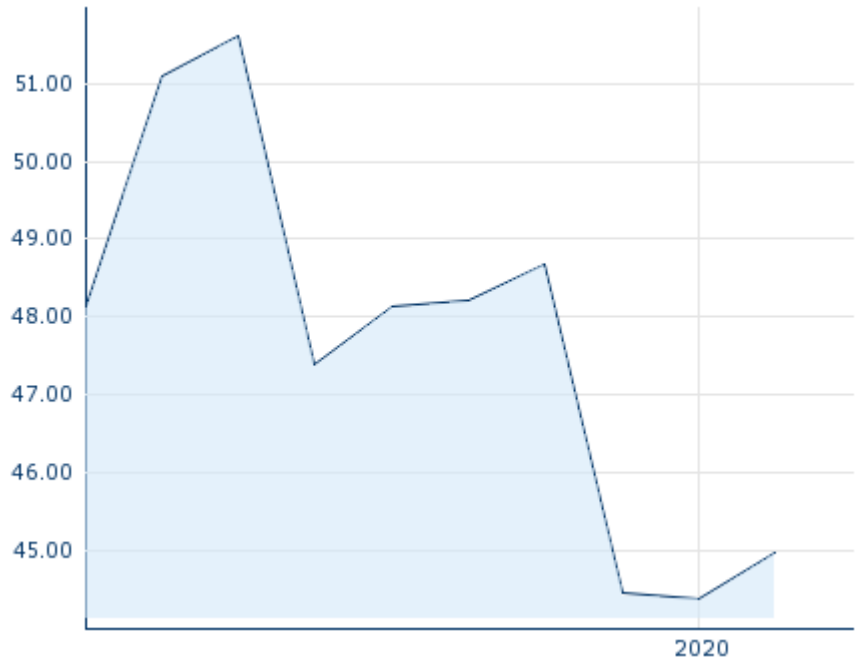
Market data

Bid (Bid size)	60.30 CHF (34)
Ask (Ask size)	44.3716 CHF (961)
Open	44.9617 CHF
High	44.9617 CHF
Low	44.9617 CHF
Close (prev. day)	44.3716 CHF
VWAP	21.36 CHF
Volume (pcs)	-
Trading volume	-
Number of trades	1
Last size	-

Futures and Options

Related Futures	35
Related Options	-

5y








Information about previous performance does not guarantee future performance.
Source: FactSet

Erste Group related products on underlying

Product type	# products
Turbos	35

Recent research

on sector		on market	
Date	Headline	Download	
2024/04/19	 Equity Weekly		
2024/04/15	 Aktienempfehlungen Österreich		
2024/04/12	 Equity Weekly		
2024/04/05	 Equity Weekly		
2024/04/03	 Global Equity Ratings		

Details

2020/03/13 17:35:04

Price

44.9617 CHF

Difference ▲ 1.33% (0.59)

General attributes

ISIN	DE000A1ML7J1
Symbol	VNA
Exchange	SIX Swiss Exchange
Currency	CHF
Sector	Other
Security type	Stock
Market cap (m)	20,521 EUR
Benchmark	GERMANY DAX

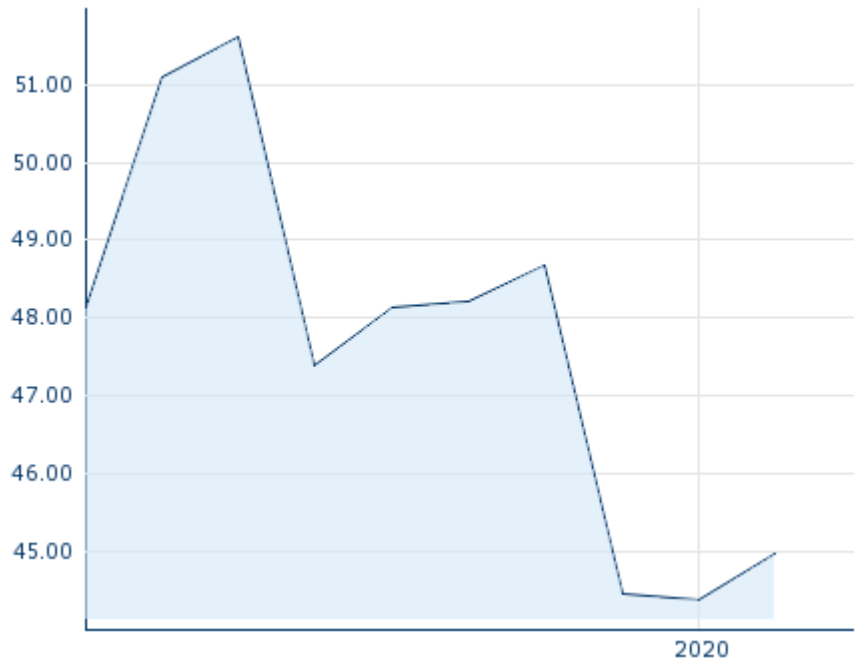
Market data

Bid (Bid size)	60.30 CHF (34)
Ask (Ask size)	44.3716 CHF (961)
Open	44.9617 CHF
High	44.9617 CHF
Low	44.9617 CHF
Close (prev. day)	44.3716 CHF
VWAP	21.36 CHF
Volume (pcs)	-
Trading volume	-
Number of trades	1
Last size	-

Performance and Risk

	6m	1y	3y
Perf (%)	-	-	-
Perf (abs.)	-	-	-
Beta	1.66	1.50	1.10
Volatility	-	-	-

5y



Information about previous performance does not guarantee future performance.
Source: FactSet

Price data

Ø price 5 days Ø volume 5 days (pcs.)	- CHF (-)
Ø price 30 days Ø volume 30 days (pcs.)	- CHF (120,328)
Ø price 100 days Ø volume 100 days (pcs.)	- CHF (42,197)
Ø price 250 days Ø volume 250 days (pcs.)	- CHF (16,968)
YTD High date	- CHF (-)
YTD Low date	- CHF (-)
52 Weeks High date	- CHF (-)
52 Weeks Low date	- CHF (-)

Erste Group related products on underlying

Product type	# products
Turbos	35

All listings for VONOVIA SE

Exchange	Date	Time	Price	Trading volume (mio.)	Number of trades
Xetra	2024/04/19	17:40	25.19 EUR	57.95	3,776

Vienna Stock Exchange	2024/ 04/19	17:32	25.24 EUR	0.00	2
Tradegate	2024/ 04/19	22:26	25.10 EUR	4.37	434
Stuttgart	2024/ 04/19	21:59	25.08 EUR	1.56	229
SIX Swiss Exchange	2020/ 03/13	17:35	44.9617 CHF	0.00	1
Munich	2024/ 04/19	08:04	24.53 EUR	0.00	2
London Stock Exchange European Trade Reporting	2024/ 04/19	17:30	25.175 EUR	1.05	3
Hanover	2024/ 04/19	08:16	24.53 EUR	0.00	3
Hamburg	2024/ 04/19	14:14	24.89 EUR	0.00	3
Frankfurt	2024/ 04/19	20:43	25.06 EUR	0.03	10
FINRA other OTC Issues	2024/ 04/19	16:19	27.09 USD	0.01	2
Euronext Milan MTF Trading After Hours	2024/ 04/19	17:44	25.08 EUR	0.00	1
Euronext Milan MTF Global Equity Market	2024/ 04/19	17:44	25.08 EUR	0.03	1
Duesseldorf	2024/ 04/19	19:32	25.03 EUR	0.00	6
Berlin	2024/ 04/19	21:52	25.11 EUR	0.00	17

Company profile

Company Logo



Contact Details

VONOVIA SE

--

Universitätsstrasse 133 - 44803 Bochum

Telefon: +49-234-314-0

Fax: +49-234-314-1314

E-mail: info@vonovia.de

Company Profile

-

Members of Management Board

Rolf Buch Chairman of Managing Board

Arnd Fittkau Member of Executive Committee

Daniel Riedl Member of Executive Committee

Philip Grosse Member of Executive Committee

Ruth Werhahn Member of Executive Committee

Board of directors

Clara-Christina Streit Chairman of Supervisory Board

Ariane Reinhart Member of Supervisory Board

Daniela Gerd Tom Markotten Member of Supervisory Board

Florian Funck Member of Supervisory Board

Ute Geipel-Faber Member of Supervisory Board

Christian Ulbrich Member of Supervisory Board

Hildegard Müller Member of Supervisory Board

Jurgen Fenk Member of Supervisory Board

Matthias Hünlein Member of Supervisory Board

Vitus Eckert Member of Supervisory Board