

AUSTRIA SETX(EUR)

ISIN: **AT0000505276** WKN: -

Overview

2024/07/17 17:45:00

Price

2,242.88 EURDifference  0.07% (1.54)

General attributes

ISIN AT0000505276

Symbol -

Country Europe

Instruments in index 19

Type of index -

Security type Index

Market data

Open 2,241.36 EUR

High 2,247.82 EUR

Low 2,238.47 EUR

Close (prev. day) 2,241.34 EUR

Trading volume (m) -

Volume (pcs) -

Top 5

| Name  | Price | + - (%)  | Trend  |
|--|-------|---|---|
| ATLANTIC G... | 55.00 | +1.85  |  |
| SOCIATEA... | 16.30 | +1.24  |  |
| BRD - GROU... | 21.45 | +1.18  |  |
| ZAGREBACKA... | 18.00 | +1.12  |  |
| ZAVAROVALN... | 37.30 | +0.54  |  |

Intraday 1w 1m 6m 1y 3y

Flop 5

| Name  | Price | + - (%)  | Trend  |
|--|--------|---|---|
| S.P.E.E.H.... | 127.40 | -0.62  |  |
| NOVA LJUBL... | 130.50 | -0.38  |  |
| PODRAVKA D... | 167.50 | -0.30  |  |
| TRANSELECT... | 47.70 | -0.21  |  |
| FONDUL PRO... | 0.3994 | -0.15  |  |

Intraday 1w 1m 6m 1y 3y











5y



Information about previous performance does not guarantee future performance.

Source: FactSet

Recent research

| on market | | |
|------------|--|---|
| Date | Headline | Download |
| 2024/07/15 |  Aktienempfehlungen Global |  |
| 2024/07/12 |  Global Equity Ratings |  |
| 2024/07/09 |  Political environment weighs on outlook |  |
| 2024/07/09 |  Politisches Umfeld belastet den Ausblick |  |
| 2024/07/03 |  Global Strategy 3Q 2024 |  |

Futures and Options

Related Futures -

Related Options -

Details

2024/07/17 17:45:00

Price

2,242.88 EUR

Difference



0.07% (1.54)

General attributes

ISIN AT0000505276

Symbol -

Country Europe

Security type Index

Instruments in index 19

Market data

Open 2,241.36 EUR

High 2,247.82 EUR

Low 2,238.47 EUR

Close (prev. day) 2,241.34 EUR

Trading volume (m) -

Volume (pcs) -

Performance and Risk

| | 6m | 1y | 3y |
|-------------|---------|---------|---------|
| Perf (%) | +19.58% | +35.69% | +51.92% |
| Perf (abs.) | +367.30 | +589.92 | +766.50 |
| Beta | - | - | - |
| Volatility | 6.63 | 7.49 | 10.63 |

5y



Information about previous performance does not guarantee future performance.

Source: FactSet

Price data

| | |
|---|---------------------------|
| Ø price 5 days Ø volume 5 days (pcs.) | 2,227.81 EUR (0) |
| Ø price 30 days Ø volume 30 days (pcs.) | 2,170.68 EUR (0) |
| Ø price 100 days Ø volume 100 days (pcs.) | 2,090.12 EUR (0) |
| Ø price 250 days Ø volume 250 days (pcs.) | 1,897.63 EUR (0) |
| YTD High date | 2,247.82 EUR (2024/07/17) |
| YTD Low date | 1,829.92 EUR (2024/01/04) |
| 52 Weeks High date | 2,247.82 EUR (2024/07/17) |
| 52 Weeks Low date | 1,599.65 EUR (2023/08/23) |

Composition

| Name  ISIN | Price | Diff %  Diff +/- | Performance  | Date Time | Turnover Pc.  Turnover Money  |
|--|--------|--|--|----------------------|--|
| ATLANTIC GRUPA D.D. HRATGRRRA0003 | 55.00 | 1.85% 1.00 |  | 24/07/17 16:25:00 | 24 1,320.00 |
| BANCA TRANSILVANIA SA ROTLVAACNOR1 | 33.05 | 0.46% 0.15 |  | 24/07/17 16:56:44 | 1,249,651 41,357,129.65 |
| BRD - GROUPE SOCIETE GENE... ROBRDBACNOR2 | 21.45 | 1.18% 0.25 |  | 24/07/17 16:50:20 | 61,486 1,306,900.95 |
| ENERGOPROJEKT HOLDING A.D... RSHOLDE58279 | - | -% - | | - - | - - |
| FONDUL PROPRIETATEA RON0... ROFPTAACNOR5 | 0.3994 | -0.15% -0.00 |  | 24/07/17 16:50:38 | 11,772,056 4,720,464.36 |
| HRVATSKI TELEKOM D.D. NPV HRHT00RA0005 | 30.10 | 0.33% 0.10 |  | 24/07/17 16:25:00 | 839 25,229.00 |
| KRKA DD NPV SI0031102120 | 149.00 | -0.33% -0.50 |  | 24/07/17 15:24:03 | 3,353 500,574.50 |
| NIS A D NOVI SAD RSD500 RSNISHE79420 | - | -% - | | - - | - - |
| NOVA LJUBLJANSKA BANKA DD... SI0021117344 | 130.50 | -0.38% -0.50 |  | 24/07/17 15:24:46 | 7,719 1,009,735.50 |
| OMV PETROM S.A. RON0.1 ROSNPPACNOR9 | 0.782 | 0.06% 0.00 |  | 24/07/17 16:59:11 | 17,852,215 13,975,586.68 |
| PODRAVKA DD EUR30.00 HRPODRRA0004 | 167.50 | -0.30% -0.50 |  | 24/07/17 16:25:00 | 3,877 650,692.00 |
| S.P.E.E.H. HIDROELECTRICA... RO4Q0Z5RO1B6 | 127.40 | -0.62% -0.80 |  | 24/07/17 16:59:51 | 118,271 14,930,507.00 |
| SOCIETATEA ENERGETICA ELE... ROELECACNOR5 | 16.30 | 1.24% 0.20 |  | 24/07/17 16:50:24 | 336,501 5,450,687.40 |
| SOCIETATEA NATL DE GAZE N... ROSNGNACNOR3 | 5.90 | 0.00% 0.00 | | 24/07/17 16:52:23 | 405,930 2,392,298.91 |
| TELEKOM SLOVENIJE NPV SI0031104290 | 81.90 | 0.00% 0.00 | | 19/03/29 14:20:00 | - - |
| TRANSELECTRICA SA RON10 ROTSELACNOR9 | 47.70 | -0.21% -0.10 |  | 24/07/17 16:58:18 | 11,444 544,493.80 |
| VALAMAR RIVIERA D.D. HRRIVPRA0000 | 5.22 | 0.00% 0.00 | | 24/07/17 16:25:00 | 7,850 41,036.94 |
| ZAGREBACKA BANKA D.D. HRZABARA0009 | 18.00 | 1.12% 0.20 |  | 24/07/17 16:25:00 | 687 12,305.60 |
| ZAVAROVALNICA TRIGLAV NPV SI0021111651 | 37.30 | 0.54% 0.20 |  | 24/07/17 14:13:31 | 1,952 72,672.30 |