

AUSTRIA SETX(EUR)

ISIN: **AT0000505276** WKN: -

Overview

2024/07/17 17:45:00

Price

2,242.88 EURDifference  0.07% (1.54)

General attributes

ISIN	AT0000505276
Symbol	-
Country	Europe
Instruments in index	19
Type of index	-
Security type	Index

Market data




Open	2,241.36 EUR
High	2,247.82 EUR
Low	2,238.47 EUR
Close (prev. day)	2,241.34 EUR
Trading volume (m)	-
Volume (pcs)	-

Top 5

Name 	Price	+ - (%) 	Trend 
ATLANTIC G...	55.00	+1.85 	
SOCIATEA...	16.30	+1.24 	
BRD - GROU...	21.45	+1.18 	
ZAGREBACKA...	18.00	+1.12 	
ZAVAROVALN...	37.30	+0.54 	

Intraday 1w 1m 6m 1y 3y

Flop 5

Name 	Price	+ - (%) 	Trend 
S.P.E.E.H....	127.40	-0.62 	
NOVA LJUBL...	130.50	-0.38 	
PODRAVKA D...	167.50	-0.30 	
TRANSELECT...	47.70	-0.21 	
FONDUL PRO...	0.3994	-0.15 	

Intraday 1w 1m 6m 1y 3y

5y












Information about previous performance does not guarantee future performance.

Source: FactSet

Recent research

on market

Date	Headline	Download 
2024/07/15	 Aktienempfehlungen Global 	
2024/07/12	 Global Equity Ratings 	
2024/07/09	 Political environment weighs on outlook 	
2024/07/09	 Politisches Umfeld belastet den Ausblick 	
2024/07/03	 Global Strategy 3Q 2024 	

Futures and Options

Related Futures -

Related Options -

Details

2024/07/17 17:45:00

Price

2,242.88 EUR

Difference



0.07% (1.54)

General attributes

ISIN AT0000505276

Symbol -

Country Europe

Security type Index

Instruments in index 19

Market data

Open 2,241.36 EUR

High 2,247.82 EUR

Low 2,238.47 EUR

Close (prev. day) 2,241.34 EUR

Trading volume (m) -

Volume (pcs) -

Performance and Risk

	6m	1y	3y
Perf (%)	+19.58%	+35.69%	+51.92%
Perf (abs.)	+367.30	+589.92	+766.50
Beta	-	-	-
Volatility	6.63	7.49	10.63

5y



Information about previous performance does not guarantee future performance.

Source: FactSet

Price data

Ø price 5 days Ø volume 5 days (pcs.)	2,227.81 EUR (0)
Ø price 30 days Ø volume 30 days (pcs.)	2,170.68 EUR (0)
Ø price 100 days Ø volume 100 days (pcs.)	2,090.12 EUR (0)
Ø price 250 days Ø volume 250 days (pcs.)	1,897.63 EUR (0)
YTD High date	2,247.82 EUR (2024/07/17)
YTD Low date	1,829.92 EUR (2024/01/04)
52 Weeks High date	2,247.82 EUR (2024/07/17)
52 Weeks Low date	1,599.65 EUR (2023/08/23)

Composition

Name  ISIN	Price	Diff %  Diff +/-	Performance 	Date Time	Turnover Pc.  Turnover Money 
ATLANTIC GRUPA D.D. HRATGRRRA0003	55.00	1.85% 1.00		24/07/17 16:25:00	24 1,320.00
BANCA TRANSILVANIA SA ROTLVAACNOR1	33.05	0.46% 0.15		24/07/17 16:56:44	1,249,651 41,357,129.65
BRD - GROUPE SOCIETE GENE... ROBRDBACNOR2	21.45	1.18% 0.25		24/07/17 16:50:20	61,486 1,306,900.95
ENERGOPROJEKT HOLDING A.D... RSHOLDE58279	-	-% -		- -	- -
FONDUL PROPRIETATEA RON0... ROFPTAACNOR5	0.3994	-0.15% -0.00		24/07/17 16:50:38	11,772,056 4,720,464.36
HRVATSKI TELEKOM D.D. NPV HRHT00RA0005	30.10	0.33% 0.10		24/07/17 16:25:00	839 25,229.00
KRKA DD NPV SI0031102120	149.00	-0.33% -0.50		24/07/17 15:24:03	3,353 500,574.50
NIS A D NOVI SAD RSD500 RSNISHE79420	-	-% -		- -	- -
NOVA LJUBLJANSKA BANKA DD... SI0021117344	130.50	-0.38% -0.50		24/07/17 15:24:46	7,719 1,009,735.50
OMV PETROM S.A. RON0.1 ROSNPPACNOR9	0.782	0.06% 0.00		24/07/17 16:59:11	17,852,215 13,975,586.68
PODRAVKA DD EUR30.00 HRPODRRA0004	167.50	-0.30% -0.50		24/07/17 16:25:00	3,877 650,692.00
S.P.E.E.H. HIDROELECTRICA... RO4Q0Z5RO1B6	127.40	-0.62% -0.80		24/07/17 16:59:51	118,271 14,930,507.00
SOCIETATEA ENERGETICA ELE... ROELECACNOR5	16.30	1.24% 0.20		24/07/17 16:50:24	336,501 5,450,687.40
SOCIETATEA NATL DE GAZE N... ROSNGNACNOR3	5.90	0.00% 0.00		24/07/17 16:52:23	405,930 2,392,298.91
TELEKOM SLOVENIJE NPV SI0031104290	81.90	0.00% 0.00		19/03/29 14:20:00	- -
TRANSELECTRICA SA RON10 ROTSELACNOR9	47.70	-0.21% -0.10		24/07/17 16:58:18	11,444 544,493.80
VALAMAR RIVIERA D.D. HRRIVPRA0000	5.22	0.00% 0.00		24/07/17 16:25:00	7,850 41,036.94
ZAGREBACKA BANKA D.D. HRZABARA0009	18.00	1.12% 0.20		24/07/17 16:25:00	687 12,305.60
ZAVAROVALNICA TRIGLAV NPV SI0021111651	37.30	0.54% 0.20		24/07/17 14:13:31	1,952 72,672.30