

AUSTRIA SETX(EUR)

ISIN: **AT0000505276** WKN: -

Overview

2024/06/28 17:45:00

Price

2,165.18 EURDifference  0.74% (15.90)

General attributes

| | |
|----------------------|--------------|
| ISIN | AT0000505276 |
| Symbol | - |
| Country | Europe |
| Instruments in index | 19 |
| Type of index | - |
| Security type | Index |

Market data

| | |
|--------------------|--------------|
| Open | 2,149.33 EUR |
| High | 2,169.67 EUR |
| Low | 2,149.21 EUR |
| Close (prev. day) | 2,149.28 EUR |
| Trading volume (m) | - |
| Volume (pcs) | - |

Top 5

| Name  | Price | + - (%)  | Trend  |
|--|-------|---|---|
| SOCIATEA... | 15.56 | +2.10  |  |
| OMV PETROM... | 0.765 | +1.46  |  |
| BANCA TRAN... | 32.00 | +1.43  |  |
| TRANSELECT... | 41.90 | +1.33  |  |
| BRD - GROU... | 20.90 | +1.21  |  |

Intraday **1w** 1m 6m 1y 3y

Flop 5

| Name  | Price | + - (%)  | Trend  |
|--|-------|---|---|
| FONDUL PRO... | 0.395 | -1.20  |  |
| ZAVAROVALN... | 35.10 | -0.28  |  |

Intraday **1w** 1m 6m 1y 3y

Futures and Options

| | |
|-----------------|---|
| Related Futures | - |
| Related Options | - |

5y














Information about previous performance does not guarantee future performance.

Source: FactSet

Recent research

on market

| Date | Headline | Download  |
|------------|---|--|
| 2024/06/21 |  Global Equity Ratings |  |
| 2024/06/21 |  Aktienempfehlungen Global |  |
| 2024/06/20 |  Bosnia and Herzegovina Growth to remain subdued ... |  |
| 2024/06/14 |  Global Equity Ratings |  |
| 2024/06/14 |  Aktienempfehlungen Global |  |

Details

2024/06/28 17:45:00

Price

2,165.18 EUR

Difference



0.74% (15.90)

General attributes

ISIN AT0000505276

Symbol -

Country Europe

Security type Index

Instruments in index 19

Market data

Open 2,149.33 EUR

High 2,169.67 EUR

Low 2,149.21 EUR

Close (prev. day) 2,149.28 EUR

Trading volume (m) -

Volume (pcs) -

Performance and Risk

| | 6m | 1y | 3y |
|-------------|---------|---------|---------|
| Perf (%) | +18.25% | +35.10% | +48.13% |
| Perf (abs.) | +334.17 | +562.58 | +703.52 |
| Beta | - | - | - |
| Volatility | 6.73 | 7.64 | 10.65 |



5y

Information about previous performance does not guarantee future performance.

Source: FactSet

Price data

| | |
|---|---------------------------|
| Ø price 5 days Ø volume 5 days (pcs.) | 2,156.23 EUR (0) |
| Ø price 30 days Ø volume 30 days (pcs.) | 2,132.32 EUR (0) |
| Ø price 100 days Ø volume 100 days (pcs.) | 2,055.88 EUR (0) |
| Ø price 250 days Ø volume 250 days (pcs.) | 1,868.88 EUR (0) |
| YTD High date | 2,179.38 EUR (2024/06/19) |
| YTD Low date | 1,829.92 EUR (2024/01/04) |
| 52 Weeks High date | 2,179.38 EUR (2024/06/19) |
| 52 Weeks Low date | 1,599.65 EUR (2023/08/23) |

Composition

| Name  ISIN | Price | Diff %  Diff +/- | Performance  | Date Time | Turnover Pc.  Turnover Money  |
|--|--------|--|--|----------------------|--|
| ATLANTIC GRUPA D.D. HRATGRRRA0003 | 54.00 | 0.00% 0.00 | | 24/06/28 16:25:00 | 70 3,780.00 |
| BANCA TRANSILVANIA SA ROTLVAACNOR1 | 32.00 | 1.43% 0.45 |  | 24/06/28 16:59:52 | 772,184 24,770,130.20 |
| BRD - GROUPE SOCIETE GENE... ROBRDBACNOR2 | 20.90 | 1.21% 0.25 |  | 24/06/28 16:56:58 | 133,421 2,782,179.35 |
| ENERGOPROJEKT HOLDING A.D... RSHOLDE58279 | - | -% - | | - - | - - |
| FONDUL PROPRIETATEA RON0... ROFPTAACNOR5 | 0.395 | -1.20% -0.00 |  | 24/06/28 16:57:38 | 22,484,950 8,824,886.89 |
| HRVATSKI TELEKOM D.D. NPV HRHT00RA0005 | 30.30 | 0.66% 0.20 |  | 24/06/28 16:25:00 | 2,071 62,616.10 |
| KRKA DD NPV SI0031102120 | 138.00 | 0.73% 1.00 |  | 24/06/28 15:24:05 | 5,349 737,977.50 |
| NIS A D NOVI SAD RSD500 RSNISHE79420 | - | -% - | | - - | - - |
| NOVA LJUBLJANSKA BANKA DD... SI0021117344 | 126.50 | 0.80% 1.00 |  | 24/06/28 14:42:14 | 4,925 621,928.00 |
| OMV PETROM S.A. RON0.1 ROSNPPACNOR9 | 0.765 | 1.46% 0.01 |  | 24/06/28 16:59:14 | 10,668,597 8,166,862.19 |
| PODRAVKA DD EUR30.00 HRPODRRA0004 | 158.00 | 0.32% 0.50 |  | 24/06/28 16:25:00 | 655 103,006.00 |
| S.P.E.E.H. HIDROELECTRICA... RO4Q0Z5RO1B6 | 124.70 | 0.65% 0.80 |  | 24/06/28 16:50:12 | 165,588 20,612,203.00 |
| SOCIETATEA ENERGETICA ELE... ROELECACNOR5 | 15.56 | 2.10% 0.32 |  | 24/06/28 16:50:16 | 117,471 1,811,489.28 |
| SOCIETATEA NATL DE GAZE N... ROSNGNACNOR3 | 5.96 | 1.02% 0.06 |  | 24/06/28 16:57:31 | 383,682 2,285,983.07 |
| TELEKOM SLOVENIJE NPV SI0031104290 | 81.90 | 0.00% 0.00 | | 19/03/29 14:20:00 | - - |
| TRANSELECTRICA SA RON10 ROTSELACNOR9 | 41.90 | 1.33% 0.55 |  | 24/06/28 16:50:15 | 9,249 385,259.50 |
| VALAMAR RIVIERA D.D. HRRIVPRA0000 | 5.10 | 0.39% 0.02 |  | 24/06/28 16:25:00 | 29,696 149,860.66 |
| ZAGREBACKA BANKA D.D. HRZABARA0009 | 18.15 | 0.28% 0.05 |  | 24/06/28 16:25:00 | 579 10,424.60 |
| ZAVAROVALNICA TRIGLAV NPV SI0021111651 | 35.10 | -0.28% -0.10 |  | 24/06/28 14:25:57 | 1,100 38,742.50 |