

AUSTRIA SETX(EUR)

ISIN: **AT0000505276** WKN: -

Overview

2024/04/30 17:45:00

Price

2,047.71 EURDifference  -0.17% (-3.47)

General attributes

ISIN AT0000505276

Symbol -

Country Europe

Instruments in index 19

Type of index -

Security type Index

Market data

Open 2,051.14 EUR

High 2,061.58 EUR

Low 2,047.40 EUR

Close (prev. day) 2,051.18 EUR

Trading volume (m) -

Volume (pcs) -

Top 5

Name 	Price	+ - (%) 	Trend 
ZAGREBACKA...	16.75	+0.90	
VALAMAR RI...	5.08	+0.79	
S.P.E.E.H....	134.70	+0.67	
HRVATSKI T...	30.60	+0.33	

Intraday 1w 1m 6m 1y 3y

Flop 5

Name 	Price	+ - (%) 	Trend 
BANCA TRAN...	28.40	-1.39	
OMV PETROM...	0.691	-1.22	
NOVA LJUBL...	103.50	-0.48	
BRD - GROU...	20.80	-0.48	
ZAVAROVALN...	33.70	-0.30	

Intraday 1w 1m 6m 1y 3y

Futures and Options

Related Futures -











5y



Information about previous performance does not guarantee future performance.

Source: FactSet

Recent research

on market			
Date		Headline	Download
2024/04/26		Global Equity Ratings	
2024/04/26		Aktienempfehlungen Global	
2024/04/03		Global Equity Ratings	
2024/04/03		Aktienempfehlungen Global	
2024/03/26		Global Strategy 2Q 2024	

Related Options

-

Details

2024/04/30 17:45:00

Price

2,047.71 EURDifference  -0.17% (-3.47)

General attributes

ISIN AT0000505276

Symbol -

Country Europe

Security type Index

Instruments in index 19

Market data

Open 2,051.14 EUR

High 2,061.58 EUR

Low 2,047.40 EUR

Close (prev. day) 2,051.18 EUR

Trading volume (m) -

Volume (pcs) -

Performance and Risk

	6m	1y	3y
Perf (%)	+20.58%	+30.97%	+47.79%
Perf (abs.)	+349.56	+484.25	+662.20
Beta	-	-	-
Volatility	6.36	7.37	10.75

2,000.00

1,800.00

1,600.00

1,400.00

1,200.00

1,000.00

2020

2021

2022

2023

2024

5y

Information about previous performance does not guarantee future performance.

Source: FactSet

Price data

Ø price 5 days Ø volume 5 days (pcs.)	2,046.03 EUR (0)
Ø price 30 days Ø volume 30 days (pcs.)	2,056.43 EUR (0)
Ø price 100 days Ø volume 100 days (pcs.)	1,951.29 EUR (0)
Ø price 250 days Ø volume 250 days (pcs.)	1,778.33 EUR (0)
YTD High date	2,088.34 EUR (2024/04/08)
YTD Low date	1,829.92 EUR (2024/01/04)
52 Weeks High date	2,088.34 EUR (2024/04/08)
52 Weeks Low date	1,546.26 EUR (2023/05/12)

Composition

Name  ISIN	Price	Diff %  Diff +/-	Performance 	Date Time	Turnover Pc.  Turnover Money 
ATLANTIC GRUPA D.D. HRATGRRRA0003	55.50	0.00% 0.00		24/04/30 16:25:00	251 13,930.50
BANCA TRANSILVANIA SA ROTLVAACNOR1	28.40	-1.39% -0.40		24/04/30 16:50:17	400,608 11,530,518.95
BRD - GROUPE SOCIETE GENE... ROBRDBACNOR2	20.80	-0.48% -0.10		24/04/30 16:53:16	28,984 604,514.85
ENERGOPROJEKT HOLDING A.D... RSHOLDE58279	-	-% -		- -	- -
FONDUL PROPRIETATEA RON0... ROFPTAACNOR5	0.517	0.00% 0.00		24/04/30 16:58:05	6,818,783 3,524,043.64
HRVATSKI TELEKOM D.D. NPV HRHT00RA0005	30.60	0.33% 0.10		24/04/30 16:25:00	1,422 43,373.20
KRKA DD NPV SI0031102120	126.00	-% -		24/04/30 15:24:39	2,128 268,803.00
NIS A D NOVI SAD RSD500 RSNISHE79420	-	-% -		- -	- -
NOVA LJUBLJANSKA BANKA DD... SI0021117344	103.50	-0.48% -0.50		24/04/30 15:06:59	11,418 1,179,487.50
OMV PETROM S.A. RON0.1 ROSNPPACNOR9	0.691	-1.22% -0.01		24/04/30 16:50:13	18,001,766 12,677,638.36
PODRAVKA DD EUR30.00 HRPODRRA0004	157.00	0.00% 0.00		24/04/30 16:25:00	571 89,987.00
S.P.E.E.H. HIDROELECTRICA... RO4Q0Z5RO1B6	134.70	0.67% 0.90		24/04/30 16:55:30	115,320 15,487,871.10
SOCIETATEA ENERGETICA ELE... ROELECACNOR5	13.32	0.00% 0.00		24/04/30 16:50:13	10,228 135,911.90
SOCIETATEA NATL DE GAZE N... ROSNGNACNOR3	52.50	0.00% 0.00		24/04/30 16:50:18	32,902 1,731,319.00
TELEKOM SLOVENIJE NPV SI0031104290	81.90	0.00% 0.00		19/03/29 14:20:00	- -
TRANSELECTRICA SA RON10 ROTSELACNOR9	29.50	0.00% 0.00		24/04/30 16:41:09	1,860 55,020.00
VALAMAR RIVIERA D.D. HRRIVPRA0000	5.08	0.79% 0.04		24/04/30 16:25:00	23,537 119,346.28
ZAGREBACKA BANKA D.D. HRZABARA0009	16.75	0.90% 0.15		24/04/30 16:25:00	716 11,993.00
ZAVAROVALNICA TRIGLAV NPV SI0021111651	33.70	-0.30% -0.10		24/04/30 13:01:26	1,878 63,331.40