

EQVA ASA

ISIN: NO0010708605

WKN: -

Overview

2024/07/24 08:18:12

Price
0.425 EURDifference  -0.23% (-0.00)

General attributes

ISIN	NO0010708605
Symbol	HYARD
Exchange	Frankfurt
Currency	EUR
Sector	Energy / Commodities
Security type	Stock
Market cap (m)	31 EUR
Benchmark	NORWAY OSLO BORS ALL SHARE(TRG)

Market data

Bid (Bid size)	-
Ask (Ask size)	-
Open	0.425 EUR
High	0.425 EUR
Low	0.425 EUR
Close (prev. day)	0.426 EUR
VWAP	0.274 EUR
Volume (pcs)	0
Trading volume	0.00
Number of trades	2
Last size	0

Futures and Options










Related Futures	-
Related Options	-

5y



Information about previous performance does not guarantee future performance.
Source: FactSet

Recent research

on sector			
Date		Headline	Download
2024/07/24		Global Equity Ratings	
2024/07/24		Aktienempfehlungen Global	
2024/07/15		Aktienempfehlungen Global	
2024/07/12		Equity Weekly	
2024/07/12		Global Equity Ratings	

Details

2024/07/24 08:18:12

Price

0.425 EUR

Difference ▼ -0.23% (-0.00)

General attributes

ISIN	NO0010708605
Symbol	HYARD
Exchange	Frankfurt
Currency	EUR
Sector	Energy / Commodities
Security type	Stock
Market cap (m)	31 EUR
Benchmark	NORWAY OSLO BORS ALL SHARE(TRG)

Market data

Bid (Bid size)	-
Ask (Ask size)	-
Open	0.425 EUR
High	0.425 EUR
Low	0.425 EUR
Close (prev. day)	0.426 EUR
VWAP	0.274 EUR
Volume (pcs)	0
Trading volume	0.00
Number of trades	2
Last size	0

Performance and Risk

	6m	1y	3y
Perf (%)	+80.85%	+102.38%	-53.65%
Perf (abs.)	+0.19	+0.22	-0.49
Beta	1.06	0.77	0.56
Volatility	100.65	90.15	104.24

5y



Information about previous performance does not guarantee future performance.
Source: FactSet

Price data

Ø price 5 days Ø volume 5 days (pcs.)	0.420 EUR (0)
Ø price 30 days Ø volume 30 days (pcs.)	0.418 EUR (0)
Ø price 100 days Ø volume 100 days (pcs.)	0.333 EUR (20)
Ø price 250 days Ø volume 250 days (pcs.)	0.263 EUR (76)
YTD High date	0.452 EUR (2024/06/03)
YTD Low date	0.208 EUR (2024/02/19)
52 Weeks High date	0.452 EUR (2024/06/03)
52 Weeks Low date	0.161 EUR (2023/11/01)

Arbitrage views

Exchange	Date	Time	Price	Trading volume (mio.)	Number of trades
Stuttgart	2024/07/24	15:35	0.378 EUR	0.00	9
Munich	2024/07/24	08:10	0.437 EUR	0.00	1
London Stock Exchange	2024/05/21	10:52	4.51 NOK	0.00	1
Frankfurt	2024/07/24	08:18	0.425 EUR	0.00	2
First North	2024/01/	09:00	3.01 NOK	0.00	1

Stockholm	12						
Berlin	2024/07/24	21:43	0.42 EUR	0.00		19	

Company profile

Company Logo



Company Profile

-

Contact Details

EQVA

--

Telefon: -

Fax: -

E-mail: -