

WESDOME GOLD MINES LTD.

ISIN: CA95083R1001 WKN: -

Overview

2024/06/20 21:59:50

Price
8.07 USDDifference  1.62% (0.13)

General attributes

ISIN	CA95083R1001
Symbol	WDO
Exchange	FINRA other OTC Issues
Currency	USD
Sector	Energy / Commodities
Security type	Stock
Market cap (m)	1,120 EUR
Benchmark	S&P/TSX 60 INDEX

Market data

Bid (Bid size)	-
Ask (Ask size)	-
Open	7.98 USD
High	8.155 USD
Low	7.95 USD
Close (prev. day)	7.9415 USD
VWAP	8.059964 USD
Volume (pcs)	84,225
Trading volume	679,660.38
Number of trades	161
Last size	400

Futures and Options










Related Futures	-
Related Options	-

5y



Information about previous performance does not guarantee future performance.
Source: FactSet

Recent research

on sector			
Date		Headline	Download
2024/06/21		Global Equity Ratings	
2024/06/21		Aktienempfehlungen Global	
2024/06/14		Equity Weekly	
2024/06/14		Global Equity Ratings	
2024/06/14		Aktienempfehlungen Global	

Details

2024/06/20 21:59:50

Price
8.07 USDDifference ▲ 1.62% (0.13)

General attributes

ISIN	CA95083R1001
Symbol	WDO
Exchange	FINRA other OTC Issues
Currency	USD
Sector	Energy / Commodities
Security type	Stock
Market cap (m)	1,120 EUR
Benchmark	S&P/TSX 60 INDEX

Market data

Bid (Bid size)	-
Ask (Ask size)	-
Open	7.98 USD
High	8.155 USD
Low	7.95 USD
Close (prev. day)	7.9415 USD
VWAP	8.059964 USD
Volume (pcs)	84,225
Trading volume	679,660.38
Number of trades	161
Last size	400

Performance and Risk

	6m	1y	3y
Perf (%)	+35.86%	+57.93%	-16.76%
Perf (abs.)	+2.13	+2.96	-1.63
Beta	1.35	1.25	1.08
Volatility	46.37	48.06	51.80

5y



Information about previous performance does not guarantee future performance.
Source: FactSet

Price data

Ø price 5 days Ø volume 5 days (pcs.)	7.91 USD (106,688)
Ø price 30 days Ø volume 30 days (pcs.)	8.16 USD (136,866)
Ø price 100 days Ø volume 100 days (pcs.)	7.49 USD (158,707)
Ø price 250 days Ø volume 250 days (pcs.)	6.34 USD (127,499)
YTD High date	8.86 USD (2024/05/31)
YTD Low date	5.23 USD (2024/01/11)
52 Weeks High date	8.86 USD (2024/05/31)
52 Weeks Low date	4.81 USD (2023/06/22)

Arbitrage views

Exchange ⊕	Date	Time	Price	Trading volume (mio.)	Number of trades
Tradegate	2024/06/20	22:26	7.544 EUR	0.01	4
Toronto Stock Exchange	2024/06/20	22:00	11.06 CAD	4.10	2,065
Stuttgart	2024/06/21	08:01	7.51 EUR	0.00	1
Munich	2024/06/21	08:04	7.51 EUR	0.00	1
London Stock	2024/04/	15:42	10.691 CAD	0.20	1

Exchange	17				
Frankfurt	2024/06/21	08:02	7.51 EUR	0.00	1
FINRA other OTC Issues	2024/06/20 21:59 8.07 USD 0.68 161				
Duesseldorf	2024/06/21	09:32	7.498 EUR	0.00	2
Berlin	2024/06/21	09:20	7.548 EUR	0.00	2

Company profile

Company Logo

Contact Details

WESDOME GOLD MINES

--

Suite 1305, King Street East 8 M5C 1B5
Toronto, ON

Telefon: +1 416 360 3743

Fax: +1 416 360 7620

E-mail: info@wesdome.com

Company Profile

-